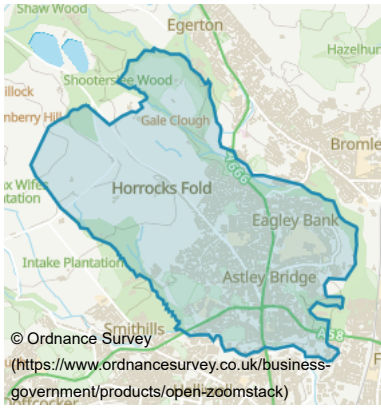


Astley Bridge ward

Area map



Population

15,400

people

296,000 people in Bolton

Rounded to the nearest 100 people

Number of households

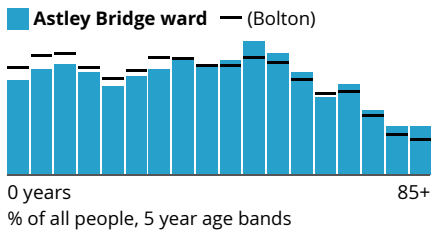
6,500

households

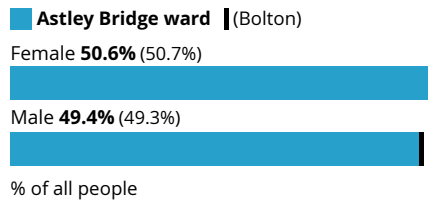
118,800 households in Bolton

Rounded to the nearest 100 households

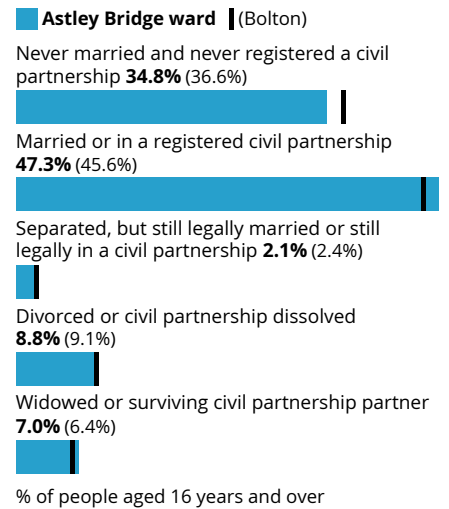
Age profile



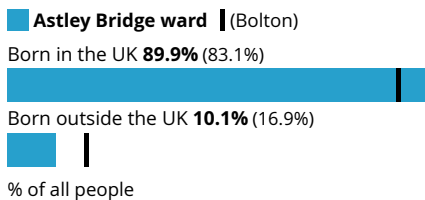
Sex



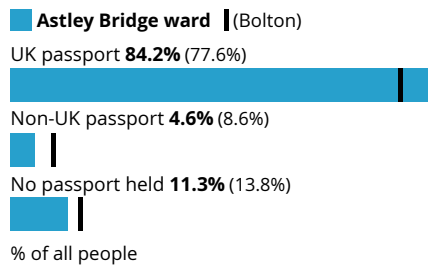
Legal partnership status



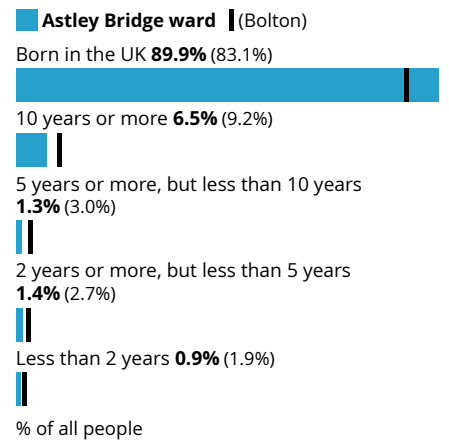
Country of birth



Passports held



Length of residence in the UK



Household size

Astley Bridge ward (Bolton)

1 person in household **32.2%** (30.7%)

2 people in household **32.1%** (31.0%)

3 people in household **16.1%** (16.2%)

4 or more people in household **19.6%** (22.1%)

% of all households

Household composition

Astley Bridge ward (Bolton)

One person household **32.2%** (30.7%)

Single family household **63.6%** (63.5%)

Other household types **4.2%** (5.8%)

% of all households

Household deprivation

Astley Bridge ward (Bolton)

Household is not deprived in any dimension **49.5%** (43.2%)

Household is deprived in one dimension **33.6%** (34.1%)

Household is deprived in two dimensions **14.0%** (17.2%)

Household is deprived in three dimensions **2.9%** (5.3%)

Household is deprived in four dimensions **0.1%** (0.3%)

% of all households

Ethnic group

Astley Bridge ward (Bolton)

Asian, Asian British or Asian Welsh **18.4%** (20.1%)

Black, Black British, Black Welsh, Caribbean or African **1.6%** (3.8%)

Mixed or Multiple ethnic groups **2.1%** (2.2%)

White **76.7%** (71.9%)

Other ethnic group **1.1%** (1.9%)

% of all people

National identity

Astley Bridge ward (Bolton)

One or more UK identity only **94.1%** (89.2%)

UK identity and non-UK identity **1.0%** (1.3%)

Non-UK identity only **4.8%** (9.5%)

% of all people

Religion

Astley Bridge ward (Bolton)

No religion **26.9%** (25.8%)

Christian **49.8%** (47.0%)

Buddhist **0.2%** (0.2%)

Hindu **1.0%** (2.0%)

Jewish **0.0%** (0.1%)

Muslim **17.3%** (19.9%)

Sikh **0.1%** (0.1%)

Other religion **0.2%** (0.3%)

Not answered **4.5%** (4.6%)

% of all people

General health

Astley Bridge ward (Bolton)

Very good health **49.1%** (48.0%)

Good health **33.0%** (32.7%)

Fair health **12.3%** (13.1%)

Bad health **4.3%** (4.7%)

Very bad health **1.2%** (1.4%)

% of all people

Disability

Astley Bridge ward (Bolton)

Disabled under the Equality Act **17.3%** (18.1%)

Not disabled under the Equality Act **82.7%** (81.9%)

% of all people

Provision of unpaid care

Astley Bridge ward (Bolton)

Provides no unpaid care **90.3%** (90.6%)

Provides 19 hours or less unpaid care a week **4.5%** (4.1%)

Provides 20 to 49 hours unpaid care a week **1.9%** (2.1%)

Provides 50 or more hours unpaid care a week **3.3%** (3.1%)

% of people aged five years and over

Proficiency in English

Astley Bridge ward (Bolton)

Main language is English (English or Welsh in Wales) **94.5%** (89.1%)

Can speak English very well **2.2%** (3.4%)

Can speak English well **2.1%** (4.3%)

Cannot speak English well **1.0%** (2.7%)

Cannot speak English **0.2%** (0.5%)

% of people aged three years and over

Accommodation type

Astley Bridge ward (Bolton)

Whole house or bungalow **85.2%** (86.6%)

Flat, maisonette or apartment **14.8%** (13.3%)

A caravan or other mobile or temporary structure **0.0%** (0.1%)

% of all households

Number of cars or vans

Astley Bridge ward (Bolton)

No cars or vans in household **20.7%** (24.8%)

1 car or van in household **42.7%** (42.8%)

2 cars or vans in household **28.0%** (25.2%)

3 or more cars or vans in household **8.5%** (7.2%)

% of all households

Central heating

Astley Bridge ward (Bolton)

Does not have central heating **1.5%** (1.5%)

Does have central heating **98.5%** (98.5%)

% of all households

Number of bedrooms

Astley Bridge ward (Bolton)

1 bedroom **8.8%** (9.5%)

2 bedrooms **33.5%** (32.3%)

3 bedrooms **39.6%** (41.7%)

4 or more bedrooms **18.2%** (16.5%)

% of all households

Occupancy rating for bedrooms

Astley Bridge ward (Bolton)

+2 or more **30.9%** (29.9%)

+1 **41.7%** (36.6%)

0 **24.6%** (27.8%)

-1 **2.4%** (4.5%)

-2 or less **0.4%** (1.3%)

% of all households

Tenure of household

Astley Bridge ward (Bolton)

Owens outright **37.1%** (33.2%)

Owens with a mortgage or loan or shared ownership **32.8%** (28.7%)

Social rented **13.0%** (19.8%)

Private rented or lives rent free **17.1%** (18.2%)

% of all households

Second address indicator

Astley Bridge ward (Bolton)

No second address **96.5%** (96.6%)

Second address is in the UK **2.9%** (2.7%)

Second address is outside the UK **0.6%** (0.7%)

% of all households

Distance travelled to work

Astley Bridge ward (Bolton)

Less than 10km **39.9%** (42.4%)

10km to less than 30km **16.4%** (15.9%)

30km and over **2.0%** (2.2%)

Works mainly from home **26.4%** (23.6%)

Other **15.3%** (16.0%)

% of people aged 16 years and over in employment

Method of travel to workplace

Astley Bridge ward (Bolton)

Work mainly at or from home **26.4%** (23.6%)



Underground, metro, light rail, tram **0.1%** (0.1%)



Train **1.0%** (1.3%)



Bus, minibus or coach **2.7%** (3.8%)



Taxi **1.3%** (2.1%)



Motorcycle, scooter or moped **0.2%** (0.3%)



Driving a car or van **55.9%** (54.1%)



Passenger in a car or van **4.9%** (5.4%)



Bicycle **0.6%** (0.8%)



On foot **5.9%** (7.4%)



Other method of travel to work **1.1%** (1.1%)



% of people aged 16 years and over in employment

Economic activity status

Astley Bridge ward (Bolton)

Economically active: In employment **57.2%** (54.0%)



Economically active: Unemployed **2.8%** (3.9%)



Economically inactive **40.0%** (42.1%)



% of people aged 16 years and over

Employment history

Astley Bridge ward (Bolton)

Not in employment: Worked in the last 12 months **10.4%** (10.9%)



Not in employment: Not worked in the last 12 months **62.6%** (55.7%)



Not in employment: Never worked **27.0%** (33.3%)



% of people aged 16 years and over not in employment

Occupation

Astley Bridge ward (Bolton)

1. Managers, directors and senior officials **12.1%** (10.6%)



2. Professional occupations **19.2%** (16.9%)



3. Associate professional and technical occupations **13.4%** (12.0%)



4. Administrative and secretarial occupations **10.7%** (9.9%)



5. Skilled trades occupations **9.9%** (10.1%)



6. Caring, leisure and other service occupations **9.2%** (9.9%)



7. Sales and customer service occupations **9.3%** (9.7%)



8. Process, plant and machine operatives **6.9%** (9.2%)



9. Elementary occupations **9.3%** (11.8%)



% of people aged 16 years and over in employment

Socio-economic Classification (NS-SeC)

Astley Bridge ward (Bolton)

L1, L2 and L3: Higher managerial, administrative and professional occupations **11.3%** (9.3%)



L4, L5 and L6: Lower managerial, administrative and professional occupations **21.1%** (17.4%)



L7: Intermediate occupations **13.6%** (12.0%)



L8 and L9: Small employers and own account workers **10.6%** (9.5%)



L10 and L11: Lower supervisory and technical occupations **4.8%** (5.2%)



L12: Semi-routine occupations **11.1%** (12.0%)



L13: Routine occupations **11.8%** (14.6%)



L14.1 and L14.2: Never worked and long-term unemployed **9.0%** (12.6%)



L15: Full-time students **6.6%** (7.3%)



% of people aged 16 years and over

Hours per week worked

Astley Bridge ward (Bolton)

Part-time: 15 hours or less worked **9.5%** (9.3%)



Part-time: 16 to 30 hours worked **21.8%** (22.1%)



Full-time: 31 to 48 hours worked **60.2%** (60.4%)



Full-time: 49 or more hours worked **8.5%** (8.1%)



% of people aged 16 years and over in employment

Highest level of qualification

Astley Bridge ward (Bolton)

No qualifications **17.8%** (22.6%)

Level 1, 2 or 3 qualifications **43.2%** (41.0%)

Apprenticeship **6.2%** (6.2%)

Level 4 qualifications and above **30.6%** (27.4%)

Other qualifications **2.2%** (2.8%)

% of people aged 16 years and over

Schoolchildren and full-time students

Astley Bridge ward (Bolton)

Student **20.2%** (22.4%)

Not a student **79.8%** (77.6%)

% of people aged five years and over

Source: Office for National Statistics - Census 2021