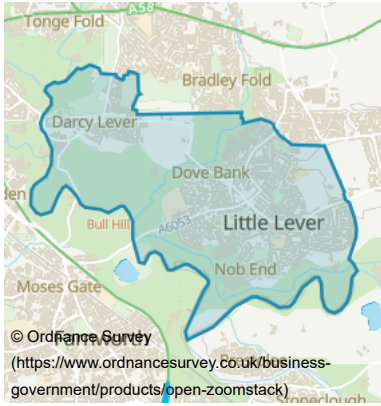


# Little Lever & Darcy Lever ward

## Area map



## Population

**13,200**

people

**296,000** people in Bolton

Rounded to the nearest 100 people

## Number of households

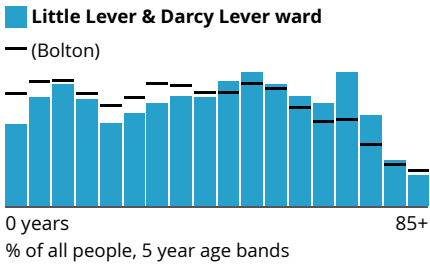
**5,700**

households

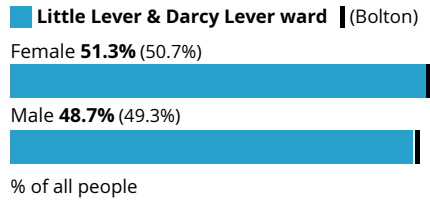
**118,800** households in Bolton

Rounded to the nearest 100 households

## Age profile



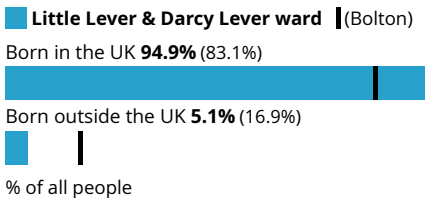
## Sex



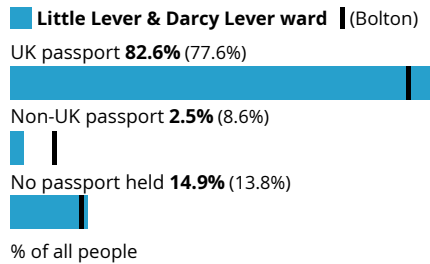
## Legal partnership status



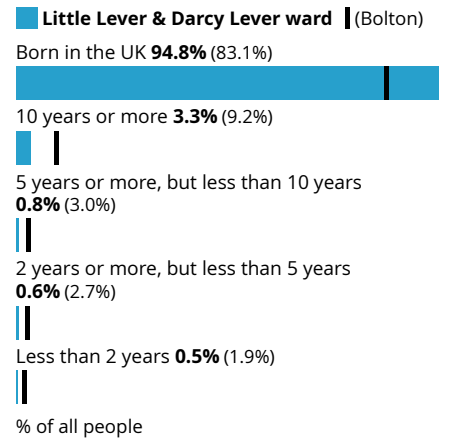
## Country of birth



## Passports held

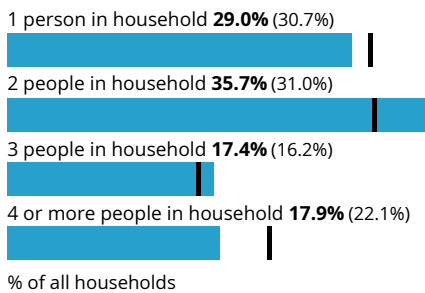


## Length of residence in the UK



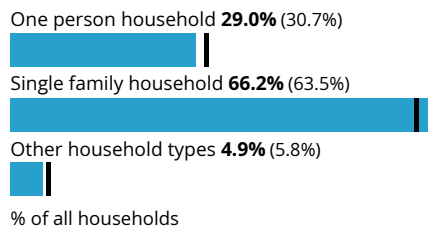
## Household size

Little Lever & Darcy Lever ward (Bolton)



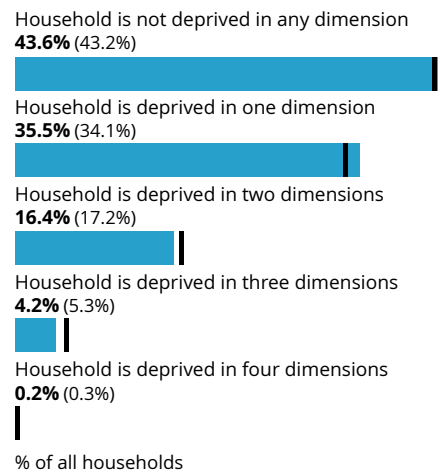
## Household composition

Little Lever & Darcy Lever ward (Bolton)



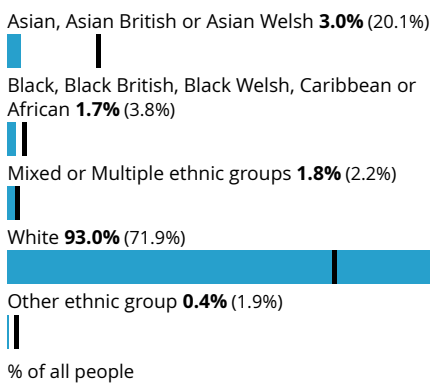
## Household deprivation

Little Lever & Darcy Lever ward (Bolton)




## Ethnic group

Little Lever & Darcy Lever ward (Bolton)



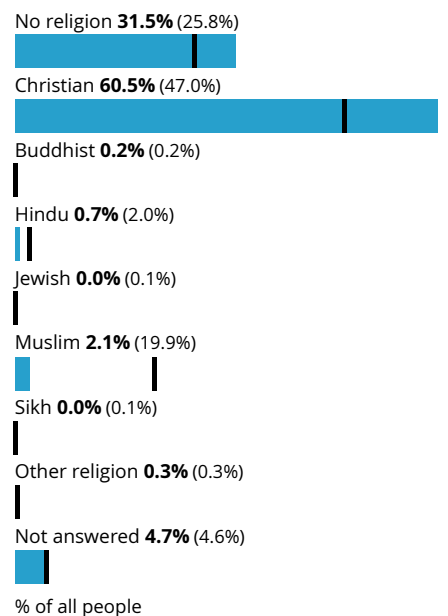
## National identity

Little Lever & Darcy Lever ward (Bolton)



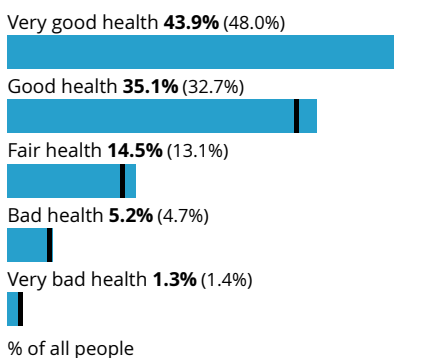
## Religion

Little Lever & Darcy Lever ward (Bolton)



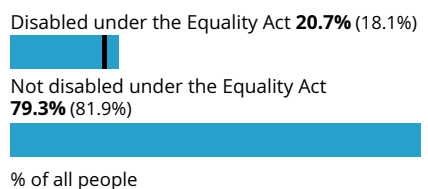
## General health

Little Lever & Darcy Lever ward (Bolton)



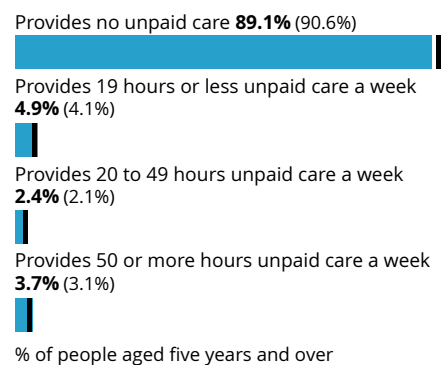
## Disability

Little Lever & Darcy Lever ward (Bolton)



## Provision of unpaid care

Little Lever & Darcy Lever ward (Bolton)



## Proficiency in English

Little Lever & Darcy Lever ward (Bolton)

Main language is English (English or Welsh in Wales) **98.1%** (89.1%)

Can speak English very well **0.7%** (3.4%)

Can speak English well **0.7%** (4.3%)

Cannot speak English well **0.4%** (2.7%)

Cannot speak English **0.1%** (0.5%)

% of people aged three years and over

## Accommodation type

Little Lever & Darcy Lever ward (Bolton)

Whole house or bungalow **91.3%** (86.6%)

Flat, maisonette or apartment **8.6%** (13.3%)

A caravan or other mobile or temporary structure **0.0%** (0.1%)

% of all households

## Number of cars or vans

Little Lever & Darcy Lever ward (Bolton)

No cars or vans in household **19.3%** (24.8%)

1 car or van in household **44.0%** (42.8%)

2 cars or vans in household **28.1%** (25.2%)

3 or more cars or vans in household **8.5%** (7.2%)

% of all households

## Central heating

Little Lever & Darcy Lever ward (Bolton)

Does not have central heating **1.1%** (1.5%)

Does have central heating **98.9%** (98.5%)

% of all households

## Number of bedrooms

Little Lever & Darcy Lever ward (Bolton)

1 bedroom **6.1%** (9.5%)

2 bedrooms **31.4%** (32.3%)

3 bedrooms **49.1%** (41.7%)

4 or more bedrooms **13.5%** (16.5%)

% of all households

## Occupancy rating for bedrooms

Little Lever & Darcy Lever ward (Bolton)

+2 or more **33.0%** (29.9%)

+1 **40.3%** (36.6%)

0 **23.8%** (27.8%)

-1 **2.6%** (4.5%)

-2 or less **0.3%** (1.3%)

% of all households

## Tenure of household

Little Lever & Darcy Lever ward (Bolton)

Owens outright **39.0%** (33.2%)

Owens with a mortgage or loan or shared ownership **32.6%** (28.7%)

Social rented **15.6%** (19.8%)

Private rented or lives rent free **12.8%** (18.2%)

% of all households

## Second address indicator

Little Lever & Darcy Lever ward (Bolton)

No second address **96.1%** (96.6%)

Second address is in the UK **3.4%** (2.7%)

Second address is outside the UK **0.5%** (0.7%)

% of all households

## Distance travelled to work

Little Lever & Darcy Lever ward (Bolton)

Less than 10km **43.1%** (42.4%)

10km to less than 30km **15.8%** (15.9%)

30km and over **1.9%** (2.2%)

Works mainly from home **22.4%** (23.6%)

Other **16.9%** (16.0%)

% of people aged 16 years and over in employment

## Method of travel to workplace

Little Lever & Darcy Lever ward (Bolton)

Work mainly at or from home **22.4%** (23.6%)



Underground, metro, light rail, tram **0.6%** (0.1%)

Train **0.4%** (1.3%)

Bus, minibus or coach **3.5%** (3.8%)

Taxi **1.6%** (2.1%)

Motorcycle, scooter or moped **0.4%** (0.3%)

Driving a car or van **59.5%** (54.1%)

Passenger in a car or van **4.9%** (5.4%)

Bicycle **0.8%** (0.8%)

On foot **4.9%** (7.4%)

Other method of travel to work **1.0%** (1.1%)

% of people aged 16 years and over in employment

## Economic activity status

Little Lever & Darcy Lever ward (Bolton)

Economically active: In employment **54.7%** (54.0%)



Economically active: Unemployed **3.3%** (3.9%)

Economically inactive **41.9%** (42.1%)

% of people aged 16 years and over

## Employment history

Little Lever & Darcy Lever ward (Bolton)

Not in employment: Worked in the last 12 months **10.5%** (10.9%)



Not in employment: Not worked in the last 12 months **64.6%** (55.7%)



Not in employment: Never worked **24.9%** (33.3%)



% of people aged 16 years and over not in employment

## Occupation

Little Lever & Darcy Lever ward (Bolton)

1. Managers, directors and senior officials **10.4%** (10.6%)



2. Professional occupations **13.2%** (16.9%)



3. Associate professional and technical occupations **13.2%** (12.0%)



4. Administrative and secretarial occupations **11.5%** (9.9%)



5. Skilled trades occupations **12.5%** (10.1%)



6. Caring, leisure and other service occupations **11.6%** (9.9%)




7. Sales and customer service occupations **9.0%** (9.7%)



8. Process, plant and machine operatives **8.9%** (9.2%)



9. Elementary occupations **9.7%** (11.8%)



% of people aged 16 years and over in employment

## Socio-economic Classification (NS-SeC)

Little Lever & Darcy Lever ward (Bolton)

L1, L2 and L3: Higher managerial, administrative and professional occupations **8.1%** (9.3%)



L4, L5 and L6: Lower managerial, administrative and professional occupations **18.1%** (17.4%)




L7: Intermediate occupations **14.6%** (12.0%)



L8 and L9: Small employers and own account workers **9.5%** (9.5%)



L10 and L11: Lower supervisory and technical occupations **7.0%** (5.2%)



L12: Semi-routine occupations **13.5%** (12.0%)



L13: Routine occupations **14.5%** (14.6%)



L14.1 and L14.2: Never worked and long-term unemployed **9.2%** (12.6%)



L15: Full-time students **5.5%** (7.3%)



% of people aged 16 years and over

## Hours per week worked

Little Lever & Darcy Lever ward (Bolton)

Part-time: 15 hours or less worked **7.8%** (9.3%)



Part-time: 16 to 30 hours worked **19.8%** (22.1%)



Full-time: 31 to 48 hours worked **63.1%** (60.4%)



Full-time: 49 or more hours worked **9.3%** (8.1%)



% of people aged 16 years and over in employment

## Highest level of qualification

Little Lever & Darcy Lever ward (Bolton)

No qualifications **20.5%** (22.6%)

Level 1, 2 or 3 qualifications **46.8%** (41.0%)

Apprenticeship **8.3%** (6.2%)

Level 4 qualifications and above **22.0%** (27.4%)

Other qualifications **2.4%** (2.8%)

% of people aged 16 years and over

## Schoolchildren and full-time students

Little Lever & Darcy Lever ward (Bolton)

Student **19.4%** (22.4%)

Not a student **80.6%** (77.6%)

% of people aged five years and over

Source: Office for National Statistics - Census 2021