

Westhoughton South ward

Area map



Population

13,400

people

56,490,000 people in England

Rounded to the nearest 100 people

Number of households

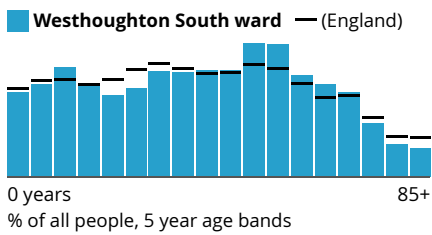
5,600

households

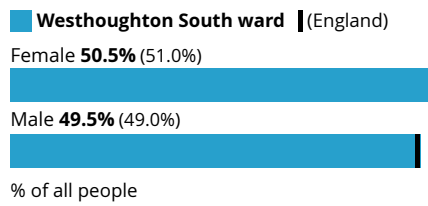
23,436,100 households in England

Rounded to the nearest 100 households

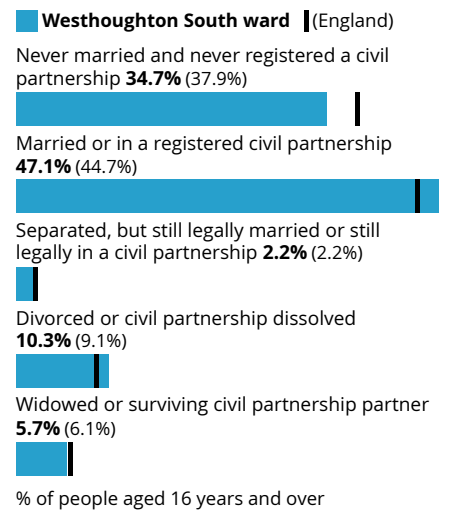
Age profile



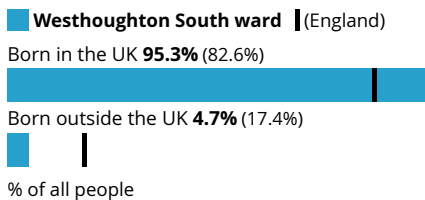
Sex



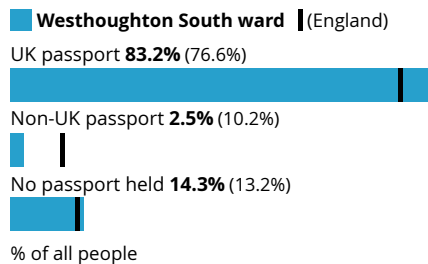
Legal partnership status



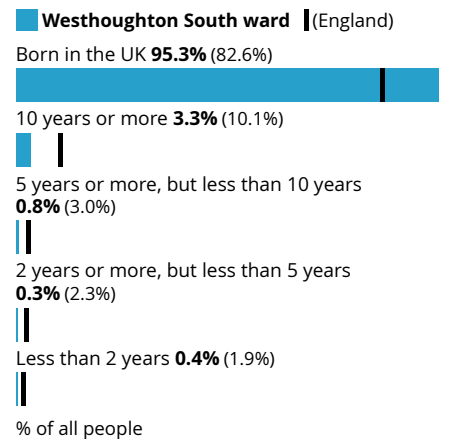
Country of birth



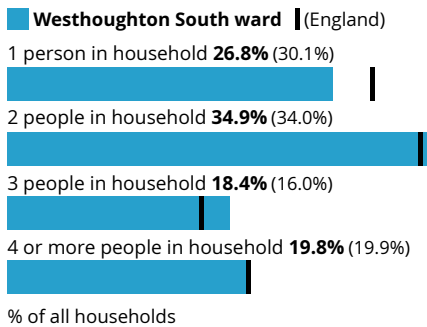
Passports held



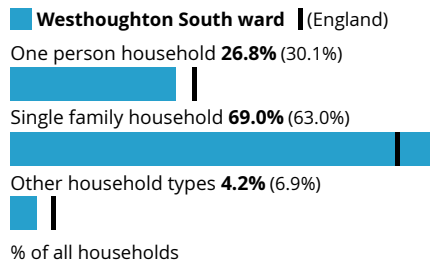
Length of residence in the UK



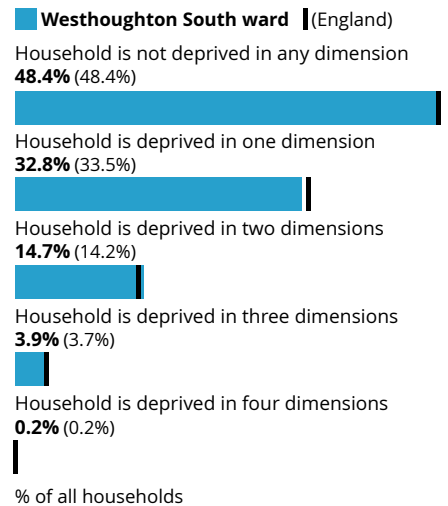
Household size



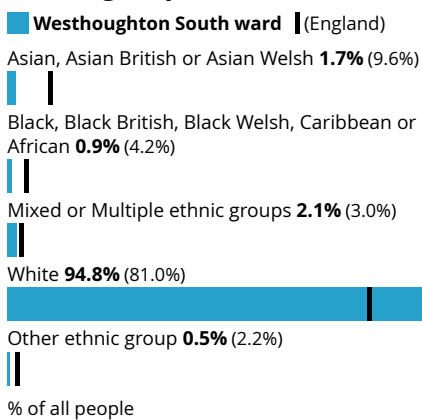
Household composition



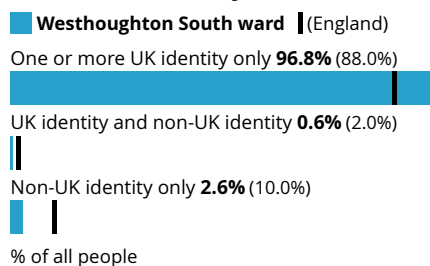
Household deprivation



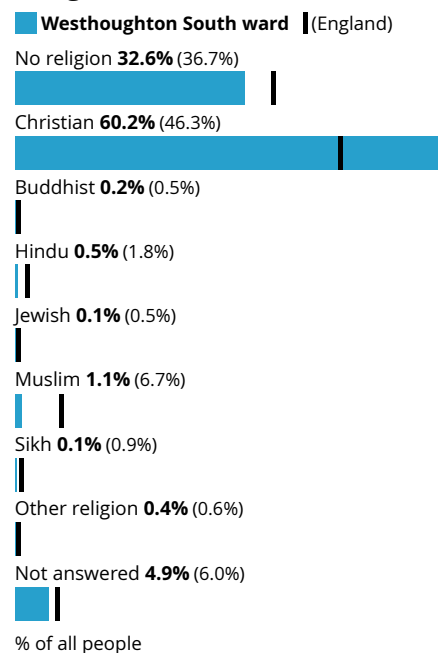
Ethnic group



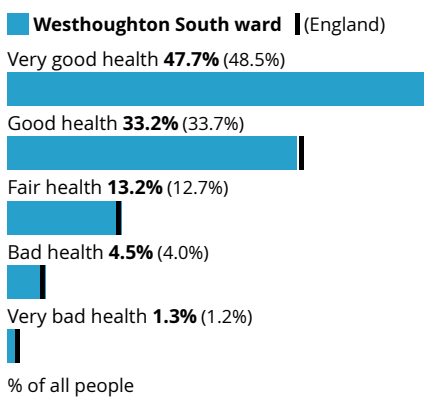
National identity



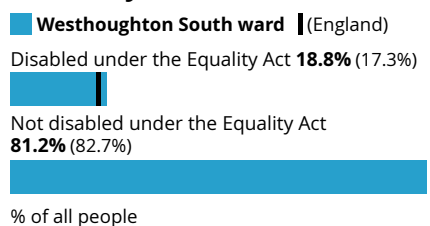
Religion



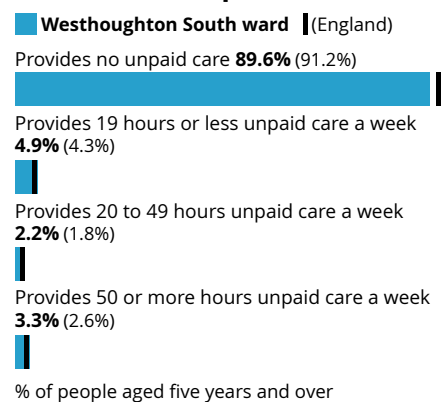
General health



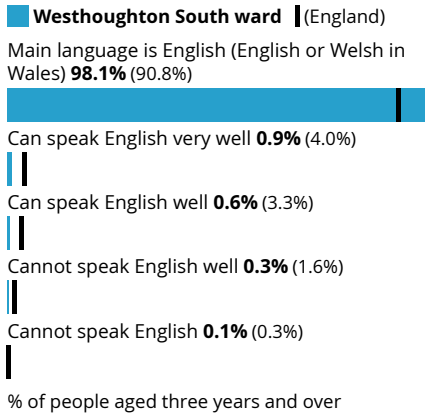
Disability



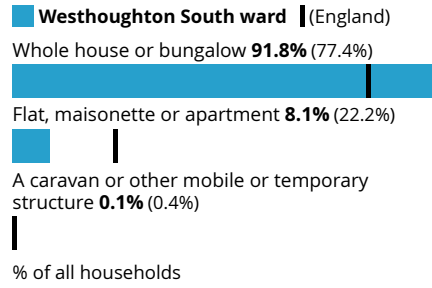
Provision of unpaid care



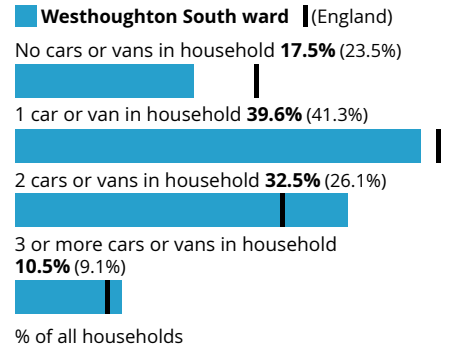
Proficiency in English



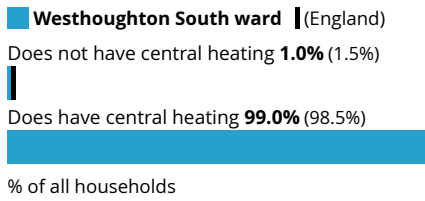
Accommodation type



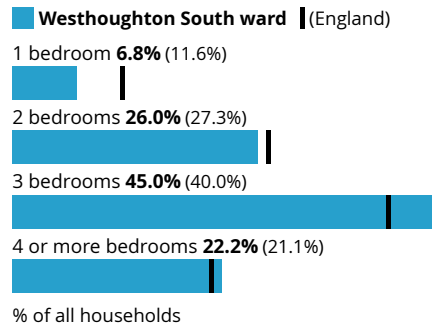
Number of cars or vans



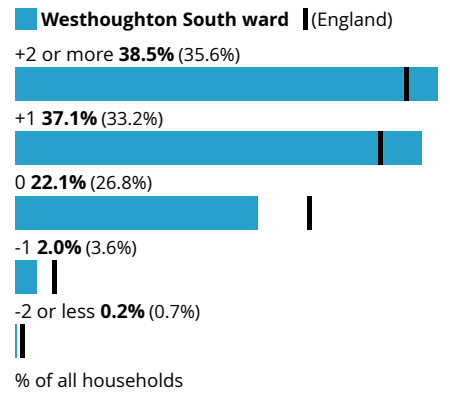
Central heating



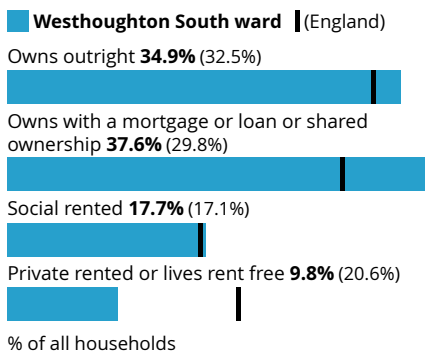
Number of bedrooms



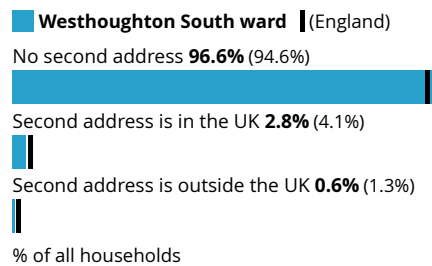
Occupancy rating for bedrooms



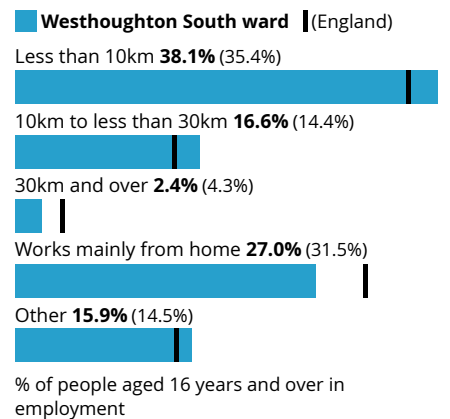
Tenure of household



Second address indicator



Distance travelled to work



Method of travel to workplace

Westhoughton South ward (England)

Work mainly at or from home **27.0%** (31.5%)

Underground, metro, light rail, tram **0.1%** (1.9%)

Train **1.4%** (2.0%)

Bus, minibus or coach **2.0%** (4.3%)

Taxi **0.9%** (0.7%)

Motorcycle, scooter or moped **0.3%** (0.5%)

Driving a car or van **57.3%** (44.5%)

Passenger in a car or van **4.4%** (3.9%)

Bicycle **0.9%** (2.1%)

On foot **4.8%** (7.6%)

Other method of travel to work **1.0%** (1.0%)

% of people aged 16 years and over in employment

Economic activity status

Westhoughton South ward (England)

Economically active: In employment **60.4%** (57.4%)

Economically active: Unemployed **2.8%** (3.5%)

Economically inactive **36.8%** (39.1%)

% of people aged 16 years and over

Employment history

Westhoughton South ward (England)

Not in employment: Worked in the last 12 months **11.7%** (13.2%)

Not in employment: Not worked in the last 12 months **64.5%** (61.1%)

Not in employment: Never worked **23.8%** (25.6%)

% of people aged 16 years and over not in employment

Occupation

Westhoughton South ward (England)

1. Managers, directors and senior officials **12.0%** (12.9%)

2. Professional occupations **18.2%** (20.3%)

3. Associate professional and technical occupations **14.0%** (13.3%)

4. Administrative and secretarial occupations **10.5%** (9.3%)

5. Skilled trades occupations **11.6%** (10.2%)

6. Caring, leisure and other service occupations **8.9%** (9.3%)

7. Sales and customer service occupations **8.0%** (7.5%)

8. Process, plant and machine operatives **7.8%** (6.9%)

9. Elementary occupations **9.0%** (10.5%)

% of people aged 16 years and over in employment

Socio-economic Classification (NS-SeC)

Westhoughton South ward (England)

L1, L2 and L3: Higher managerial, administrative and professional occupations **10.9%** (13.2%)

L4, L5 and L6: Lower managerial, administrative and professional occupations **21.7%** (19.9%)

L7: Intermediate occupations **13.5%** (11.4%)

L8 and L9: Small employers and own account workers **9.8%** (10.6%)

L10 and L11: Lower supervisory and technical occupations **6.1%** (5.3%)

L12: Semi-routine occupations **12.1%** (11.3%)

L13: Routine occupations **13.1%** (12.0%)

L14.1 and L14.2: Never worked and long-term unemployed **7.6%** (8.5%)

L15: Full-time students **5.1%** (7.7%)

% of people aged 16 years and over

Hours per week worked

Westhoughton South ward (England)

Part-time: 15 hours or less worked **8.2%** (10.3%)


Part-time: 16 to 30 hours worked **18.4%** (19.5%)

Full-time: 31 to 48 hours worked **63.9%** (59.1%)

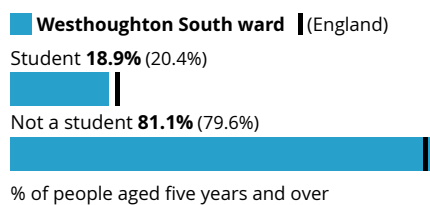
Full-time: 49 or more hours worked **9.5%** (11.1%)

% of people aged 16 years and over in employment

Highest level of qualification



Schoolchildren and full-time students



Source: Office for National Statistics - Census 2021