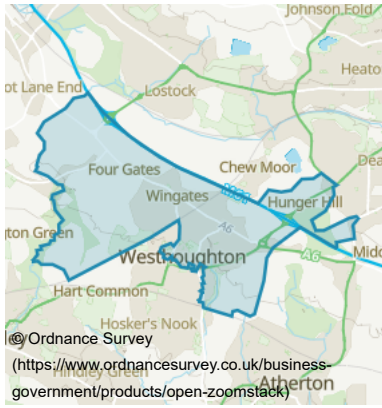


Westhoughton North & Hunger Hill ward

Area map



Population

13,200

people

296,000 people in Bolton

Rounded to the nearest 100 people

Number of households

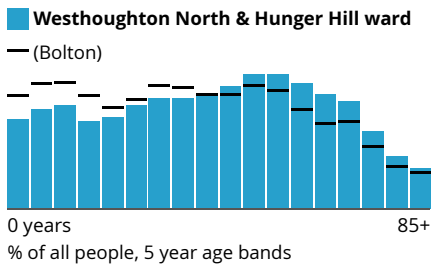
5,800

households

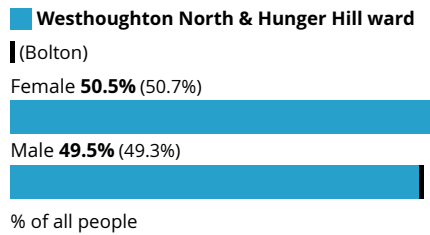
118,800 households in Bolton

Rounded to the nearest 100 households

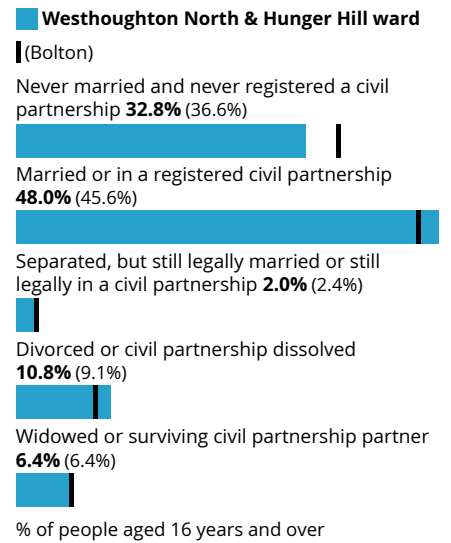
Age profile



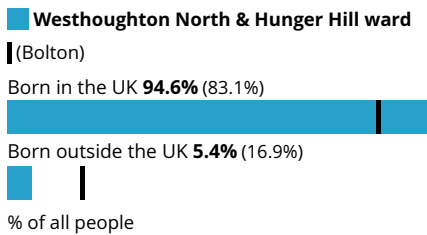
Sex



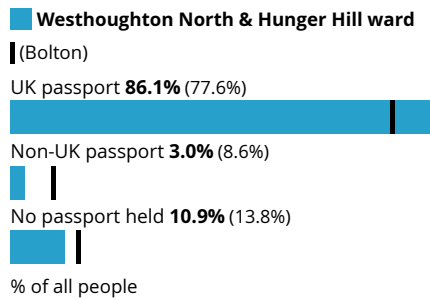
Legal partnership status



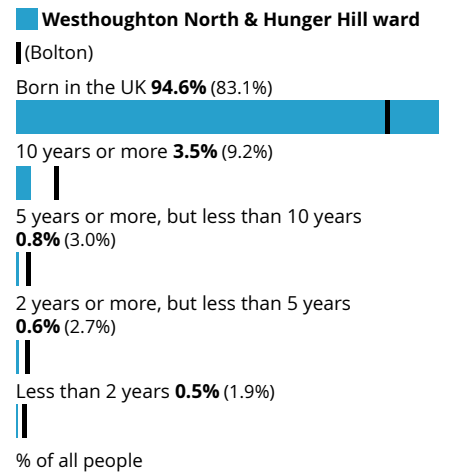
Country of birth



Passports held



Length of residence in the UK



Household size

Westhoughton North & Hunger Hill ward

(Bolton)

1 person in household **30.3%** (30.7%)

2 people in household **36.0%** (31.0%)

3 people in household **16.5%** (16.2%)

4 or more people in household **17.2%** (22.1%)

% of all households

Household composition

Westhoughton North & Hunger Hill ward

(Bolton)

One person household **30.4%** (30.7%)

Single family household **65.8%** (63.5%)

Other household types **3.8%** (5.8%)

% of all households

Household deprivation

Westhoughton North & Hunger Hill ward

(Bolton)

Household is not deprived in any dimension **52.0%** (43.2%)

Household is deprived in one dimension **32.0%** (34.1%)

Household is deprived in two dimensions **13.1%** (17.2%)

Household is deprived in three dimensions **2.7%** (5.3%)

Household is deprived in four dimensions **0.1%** (0.3%)

% of all households

Ethnic group

Westhoughton North & Hunger Hill ward

(Bolton)

Asian, Asian British or Asian Welsh **4.2%** (20.1%)

Black, Black British, Black Welsh, Caribbean or African **0.9%** (3.8%)

Mixed or Multiple ethnic groups **2.0%** (2.2%)

White **92.3%** (71.9%)

Other ethnic group **0.6%** (1.9%)

% of all people

National identity

Westhoughton North & Hunger Hill ward

(Bolton)

One or more UK identity only **96.2%** (89.2%)

UK identity and non-UK identity **0.5%** (1.3%)

Non-UK identity only **3.3%** (9.5%)

% of all people

Religion

Westhoughton North & Hunger Hill ward

(Bolton)

No religion **27.4%** (25.8%)

Christian **63.8%** (47.0%)

Buddhist **0.3%** (0.2%)

Hindu **1.3%** (2.0%)

Jewish **0.1%** (0.1%)

Muslim **2.6%** (19.9%)

Sikh **0.1%** (0.1%)

Other religion **0.3%** (0.3%)

Not answered **4.2%** (4.6%)

% of all people

General health

Westhoughton North & Hunger Hill ward

(Bolton)

Very good health **48.4%** (48.0%)

Good health **34.1%** (32.7%)

Fair health **12.3%** (13.1%)

Bad health **3.9%** (4.7%)

Very bad health **1.2%** (1.4%)

% of all people

Disability

Westhoughton North & Hunger Hill ward

(Bolton)

Disabled under the Equality Act **17.3%** (18.1%)

Not disabled under the Equality Act **82.7%** (81.9%)

% of all people

Provision of unpaid care

Westhoughton North & Hunger Hill ward

(Bolton)

Provides no unpaid care **90.1%** (90.6%)

Provides 19 hours or less unpaid care a week **5.1%** (4.1%)

Provides 20 to 49 hours unpaid care a week **1.9%** (2.1%)

Provides 50 or more hours unpaid care a week **2.9%** (3.1%)

% of people aged five years and over

Proficiency in English

Westhoughton North & Hunger Hill ward

(Bolton)

Main language is English (English or Welsh in Wales) **97.5%** (89.1%)



Can speak English very well **1.1%** (3.4%)



Can speak English well **0.9%** (4.3%)



Cannot speak English well **0.4%** (2.7%)



Cannot speak English **0.1%** (0.5%)



% of people aged three years and over

Accommodation type

Westhoughton North & Hunger Hill ward

(Bolton)

Whole house or bungalow **89.8%** (86.6%)



Flat, maisonette or apartment **10.2%** (13.3%)



A caravan or other mobile or temporary structure **0.0%** (0.1%)



% of all households

Number of cars or vans

Westhoughton North & Hunger Hill ward

(Bolton)

No cars or vans in household **14.6%** (24.8%)



1 car or van in household **44.5%** (42.8%)



2 cars or vans in household **31.7%** (25.2%)



3 or more cars or vans in household

9.2% (7.2%)



% of all households

Central heating

Westhoughton North & Hunger Hill ward

(Bolton)

Does not have central heating **1.4%** (1.5%)



Does have central heating **98.6%** (98.5%)



% of all households

Number of bedrooms

Westhoughton North & Hunger Hill ward

(Bolton)

1 bedroom **6.0%** (9.5%)



2 bedrooms **29.8%** (32.3%)



3 bedrooms **43.2%** (41.7%)



4 or more bedrooms **21.0%** (16.5%)



% of all households

Occupancy rating for bedrooms

Westhoughton North & Hunger Hill ward

(Bolton)

+2 or more **38.9%** (29.9%)



+1 **40.6%** (36.6%)



0 **18.8%** (27.8%)



-1 **1.5%** (4.5%)



-2 or less **0.1%** (1.3%)



% of all households

Tenure of household

Westhoughton North & Hunger Hill ward

(Bolton)

Owens outright **39.4%** (33.2%)



Owens with a mortgage or loan or shared ownership **36.1%** (28.7%)



Social rented **8.6%** (19.8%)



Private rented or lives rent free **15.9%** (18.2%)



% of all households

Second address indicator

Westhoughton North & Hunger Hill ward

(Bolton)

No second address **96.3%** (96.6%)



Second address is in the UK **3.0%** (2.7%)



Second address is outside the UK **0.7%** (0.7%)



% of all households

Distance travelled to work

Westhoughton North & Hunger Hill ward

(Bolton)

Less than 10km **37.7%** (42.4%)



10km to less than 30km **16.2%** (15.9%)



30km and over **2.5%** (2.2%)



Works mainly from home **28.4%** (23.6%)



Other **15.3%** (16.0%)



% of people aged 16 years and over in employment

Method of travel to workplace

Westhoughton North & Hunger Hill ward

(Bolton)

Work mainly at or from home **28.4%** (23.6%)



Underground, metro, light rail, tram

0.0% (0.1%)



Train **1.6%** (1.3%)



Bus, minibus or coach **2.0%** (3.8%)



Taxi **0.7%** (2.1%)



Motorcycle, scooter or moped **0.3%** (0.3%)



Driving a car or van **56.8%** (54.1%)



Passenger in a car or van **4.2%** (5.4%)



Bicycle **0.7%** (0.8%)



On foot **4.5%** (7.4%)



Other method of travel to work **0.8%** (1.1%)



% of people aged 16 years and over in employment

Economic activity status

Westhoughton North & Hunger Hill ward

(Bolton)

Economically active: In employment

60.1% (54.0%)



Economically active: Unemployed **2.6%** (3.9%)



Economically inactive **37.4%** (42.1%)



% of people aged 16 years and over

Employment history

Westhoughton North & Hunger Hill ward

(Bolton)

Not in employment: Worked in the last 12 months

11.0% (10.9%)



Not in employment: Not worked in the last 12 months

69.1% (55.7%)



Not in employment: Never worked

19.9% (33.3%)



% of people aged 16 years and over not in employment

Occupation

Westhoughton North & Hunger Hill ward

(Bolton)

1. Managers, directors and senior officials

12.6% (10.6%)



2. Professional occupations **19.8%** (16.9%)



3. Associate professional and technical occupations

14.3% (12.0%)



4. Administrative and secretarial occupations

11.0% (9.9%)



5. Skilled trades occupations **10.8%** (10.1%)



6. Caring, leisure and other service occupations

8.6% (9.9%)



7. Sales and customer service occupations

7.7% (9.7%)



8. Process, plant and machine operatives

6.8% (9.2%)



9. Elementary occupations **8.4%** (11.8%)



% of people aged 16 years and over in employment

Socio-economic Classification (NS-SeC)

Westhoughton North & Hunger Hill ward

(Bolton)

L1, L2 and L3: Higher managerial, administrative and professional occupations

12.4% (9.3%)



L4, L5 and L6: Lower managerial, administrative and professional occupations

23.2% (17.4%)



L7: Intermediate occupations **13.9%** (12.0%)



L8 and L9: Small employers and own account workers **10.3%** (9.5%)



L10 and L11: Lower supervisory and technical occupations **5.8%** (5.2%)



L12: Semi-routine occupations **11.0%** (12.0%)



L13: Routine occupations **11.8%** (14.6%)



L14.1 and L14.2: Never worked and long-term unemployed **6.7%** (12.6%)



L15: Full-time students **4.9%** (7.3%)



% of people aged 16 years and over

Hours per week worked

Westhoughton North & Hunger Hill ward

(Bolton)

Part-time: 15 hours or less worked **8.5%** (9.3%)



Part-time: 16 to 30 hours worked **19.0%** (22.1%)



Full-time: 31 to 48 hours worked **62.9%** (60.4%)



Full-time: 49 or more hours worked **9.6%** (8.1%)



% of people aged 16 years and over in employment

Highest level of qualification

Westhoughton North & Hunger Hill ward

(Bolton)

No qualifications **17.0%** (22.6%)



Level 1, 2 or 3 qualifications **41.5%** (41.0%)



Apprenticeship **7.2%** (6.2%)



Level 4 qualifications and above **31.6%** (27.4%)



Other qualifications **2.6%** (2.8%)



% of people aged 16 years and over

Schoolchildren and full-time students

Westhoughton North & Hunger Hill ward

(Bolton)

Student **17.1%** (22.4%)



Not a student **82.9%** (77.6%)



% of people aged five years and over

Source: Office for National Statistics - Census 2021