

Farnworth South ward

Area map



Population

14,800

people

296,000 people in Bolton

Rounded to the nearest 100 people

Number of households

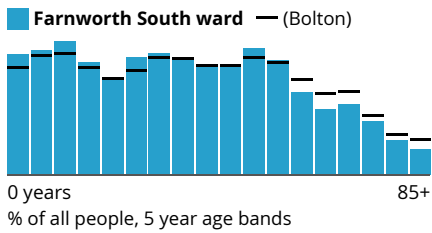
6,200

households

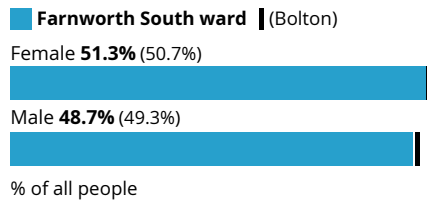
118,800 households in Bolton

Rounded to the nearest 100 households

Age profile



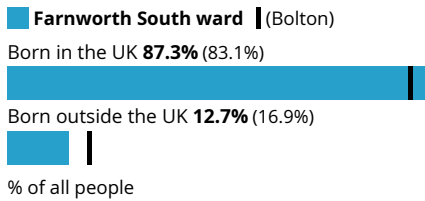
Sex



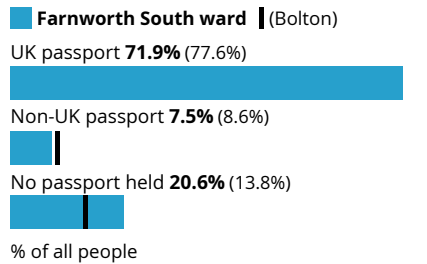
Legal partnership status



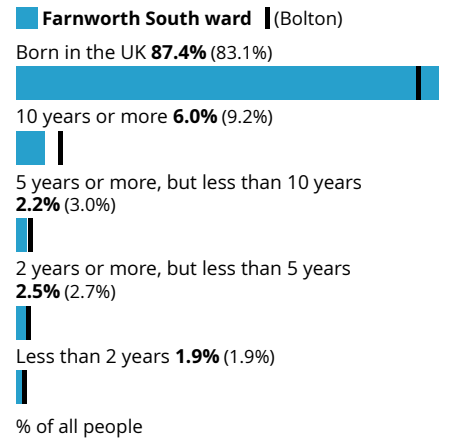
Country of birth



Passports held

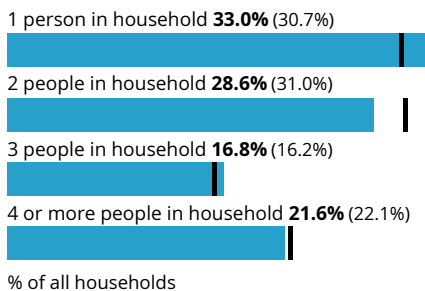


Length of residence in the UK



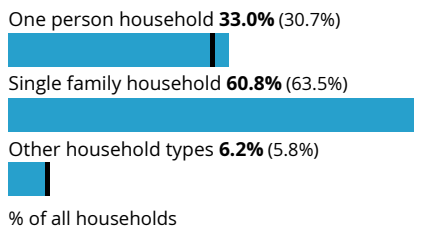
Household size

Farnworth South ward (Bolton)



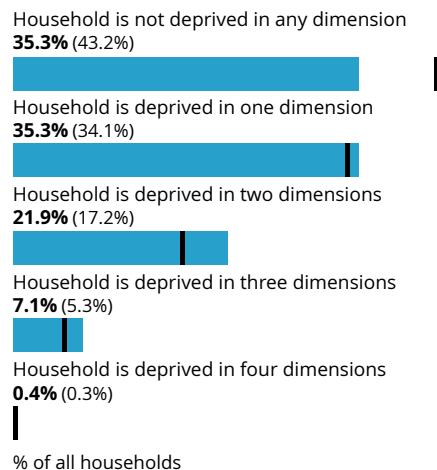
Household composition

Farnworth South ward (Bolton)



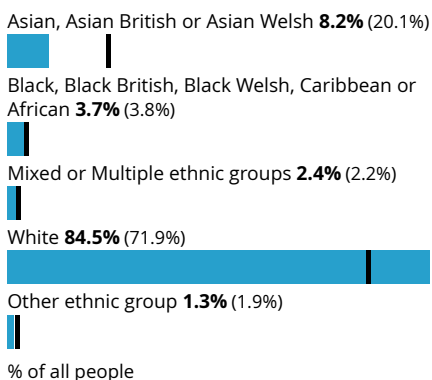
Household deprivation

Farnworth South ward (Bolton)



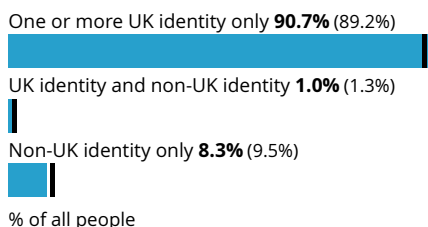
Ethnic group

Farnworth South ward (Bolton)



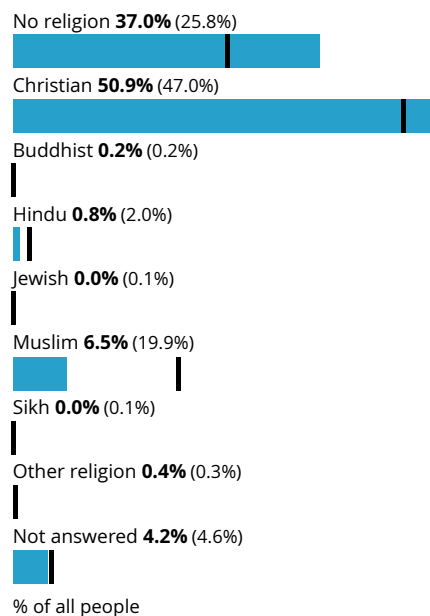
National identity

Farnworth South ward (Bolton)



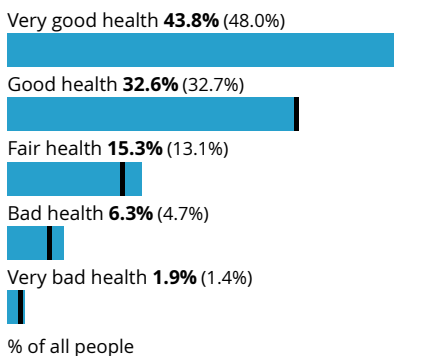
Religion

Farnworth South ward (Bolton)



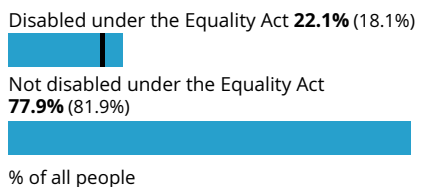
General health

Farnworth South ward (Bolton)



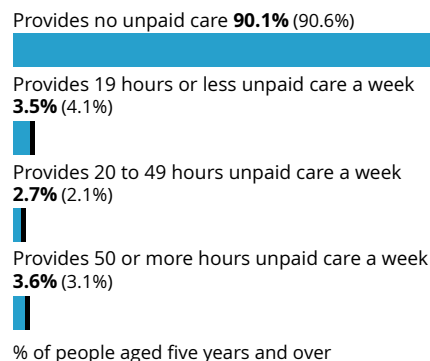
Disability

Farnworth South ward (Bolton)



Provision of unpaid care

Farnworth South ward (Bolton)



Proficiency in English

Farnworth South ward (Bolton)

Main language is English (English or Welsh in Wales) **92.4%** (89.1%)

Can speak English very well **2.8%** (3.4%)

Can speak English well **2.8%** (4.3%)

Cannot speak English well **1.7%** (2.7%)

Cannot speak English **0.3%** (0.5%)

% of people aged three years and over

Accommodation type

Farnworth South ward (Bolton)

Whole house or bungalow **83.1%** (86.6%)

Flat, maisonette or apartment **16.9%** (13.3%)

A caravan or other mobile or temporary structure **0.0%** (0.1%)

% of all households

Number of cars or vans

Farnworth South ward (Bolton)

No cars or vans in household **32.6%** (24.8%)

1 car or van in household **43.6%** (42.8%)

2 cars or vans in household **19.3%** (25.2%)

3 or more cars or vans in household **4.5%** (7.2%)

% of all households

Central heating

Farnworth South ward (Bolton)

Does not have central heating **1.6%** (1.5%)

Does have central heating **98.4%** (98.5%)

% of all households

Number of bedrooms

Farnworth South ward (Bolton)

1 bedroom **13.0%** (9.5%)

2 bedrooms **29.9%** (32.3%)

3 bedrooms **50.6%** (41.7%)

4 or more bedrooms **6.5%** (16.5%)

% of all households

Occupancy rating for bedrooms

Farnworth South ward (Bolton)

+2 or more **22.5%** (29.9%)

+1 **37.1%** (36.6%)

0 **35.3%** (27.8%)

-1 **4.4%** (4.5%)

-2 or less **0.7%** (1.3%)

% of all households

Tenure of household

Farnworth South ward (Bolton)

Owns outright **21.7%** (33.2%)

Owns with a mortgage or loan or shared ownership **26.7%** (28.7%)

Social rented **33.9%** (19.8%)

Private rented or lives rent free **17.7%** (18.2%)

% of all households

Second address indicator

Farnworth South ward (Bolton)

No second address **97.0%** (96.6%)

Second address is in the UK **2.5%** (2.7%)

Second address is outside the UK **0.5%** (0.7%)

% of all households

Distance travelled to work

Farnworth South ward (Bolton)

Less than 10km **49.4%** (42.4%)

10km to less than 30km **13.9%** (15.9%)

30km and over **2.1%** (2.2%)

Works mainly from home **16.7%** (23.6%)

Other **17.9%** (16.0%)

% of people aged 16 years and over in employment

Method of travel to workplace

Farnworth South ward (Bolton)

Work mainly at or from home **16.7%** (23.6%)

Underground, metro, light rail, tram **0.1%** (0.1%)

Train **1.0%** (1.3%)

Bus, minibus or coach **5.5%** (3.8%)

Taxi **2.6%** (2.1%)

Motorcycle, scooter or moped **0.5%** (0.3%)

Driving a car or van **53.8%** (54.1%)

Passenger in a car or van **7.7%** (5.4%)

Bicycle **1.3%** (0.8%)

On foot **9.8%** (7.4%)

Other method of travel to work **0.9%** (1.1%)

% of people aged 16 years and over in employment

Economic activity status

Farnworth South ward (Bolton)

Economically active: In employment **53.9%** (54.0%)

Economically active: Unemployed **4.7%** (3.9%)

Economically inactive **41.5%** (42.1%)

% of people aged 16 years and over

Employment history

Farnworth South ward (Bolton)

Not in employment: Worked in the last 12 months **10.5%** (10.9%)

Not in employment: Not worked in the last 12 months **54.0%** (55.7%)

Not in employment: Never worked **35.5%** (33.3%)

% of people aged 16 years and over not in employment

Occupation

Farnworth South ward (Bolton)

1. Managers, directors and senior officials **7.2%** (10.6%)

2. Professional occupations **10.4%** (16.9%)

3. Associate professional and technical occupations **9.7%** (12.0%)

4. Administrative and secretarial occupations **9.8%** (9.9%)

5. Skilled trades occupations **12.6%** (10.1%)

6. Caring, leisure and other service occupations **13.2%** (9.9%)

7. Sales and customer service occupations **9.8%** (9.7%)

8. Process, plant and machine operatives **11.0%** (9.2%)

9. Elementary occupations **16.4%** (11.8%)

% of people aged 16 years and over in employment

Socio-economic Classification (NS-SeC)

Farnworth South ward (Bolton)

L1, L2 and L3: Higher managerial, administrative and professional occupations **4.6%** (9.3%)

L4, L5 and L6: Lower managerial, administrative and professional occupations **13.0%** (17.4%)

L7: Intermediate occupations **12.3%** (12.0%)

L8 and L9: Small employers and own account workers **7.9%** (9.5%)

L10 and L11: Lower supervisory and technical occupations **6.4%** (5.2%)

L12: Semi-routine occupations **14.2%** (12.0%)

L13: Routine occupations **20.6%** (14.6%)

L14.1 and L14.2: Never worked and long-term unemployed **13.8%** (12.6%)

L15: Full-time students **7.2%** (7.3%)

% of people aged 16 years and over

Hours per week worked

Farnworth South ward (Bolton)

Part-time: 15 hours or less worked **8.5%** (9.3%)

Part-time: 16 to 30 hours worked **22.1%** (22.1%)

Full-time: 31 to 48 hours worked **61.8%** (60.4%)

Full-time: 49 or more hours worked **7.6%** (8.1%)

% of people aged 16 years and over in employment

Highest level of qualification

Farnworth South ward (Bolton)

No qualifications **27.2%** (22.6%)



Level 1, 2 or 3 qualifications **44.1%** (41.0%)



Apprenticeship **6.6%** (6.2%)



Level 4 qualifications and above **19.7%** (27.4%)



Other qualifications **2.4%** (2.8%)



% of people aged 16 years and over

Schoolchildren and full-time students

Farnworth South ward (Bolton)

Student **23.2%** (22.4%)



Not a student **76.8%** (77.6%)



% of people aged five years and over

Source: Office for National Statistics - Census 2021