

Queen's Park & Central ward

Area map



Population

15,200

people

56,490,000 people in England

Rounded to the nearest 100 people

Number of households

6,000

households

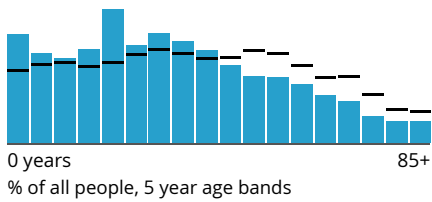
23,436,100 households in England

Rounded to the nearest 100 households

Age profile

Queen's Park & Central ward

(England)



0 years

85+

% of all people, 5 year age bands

Sex

Queen's Park & Central ward (England)

Female **47.8%** (51.0%)

Male **52.2%** (49.0%)

% of all people

Legal partnership status

Queen's Park & Central ward (England)

Never married and never registered a civil partnership **45.6%** (37.9%)

Married or in a registered civil partnership **38.2%** (44.7%)

Separated, but still legally married or still legally in a civil partnership **2.8%** (2.2%)

Divorced or civil partnership dissolved **7.9%** (9.1%)

Widowed or surviving civil partnership partner **5.6%** (6.1%)

% of people aged 16 years and over

Country of birth

Queen's Park & Central ward (England)

Born in the UK **61.4%** (82.6%)

Born outside the UK **38.6%** (17.4%)

% of all people

Passports held

Queen's Park & Central ward (England)

UK passport **61.4%** (76.6%)

Non-UK passport **23.0%** (10.2%)

No passport held **15.6%** (13.2%)

% of all people

Length of residence in the UK

Queen's Park & Central ward (England)

Born in the UK **61.4%** (82.6%)

10 years or more **16.2%** (10.1%)

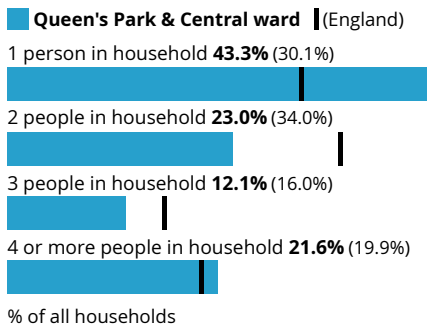
5 years or more, but less than 10 years **7.8%** (3.0%)

2 years or more, but less than 5 years **8.6%** (2.3%)

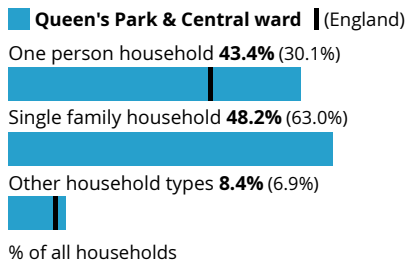
Less than 2 years **6.0%** (1.9%)

% of all people

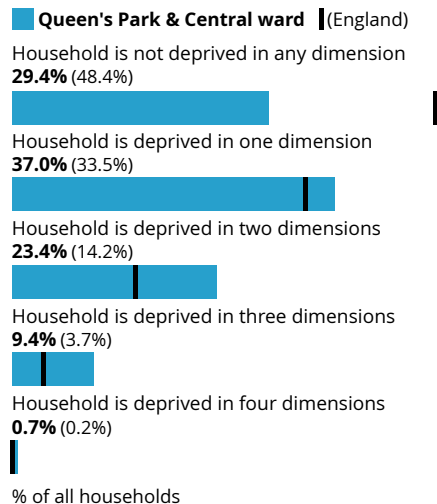
Household size




Household composition



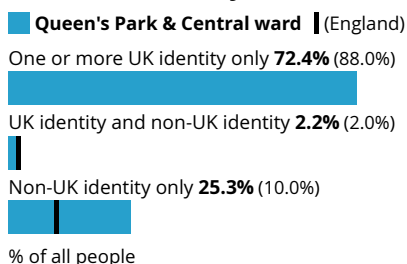
Household deprivation



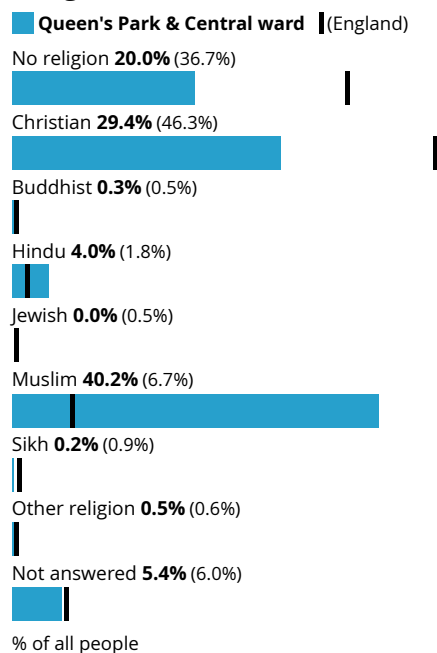
Ethnic group



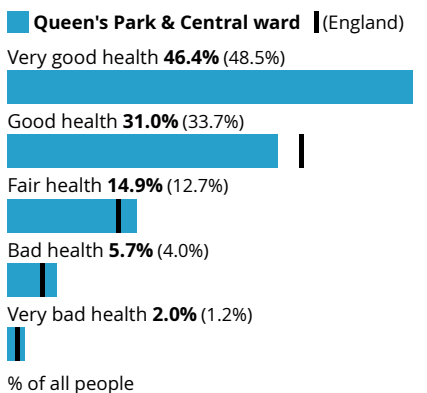
National identity



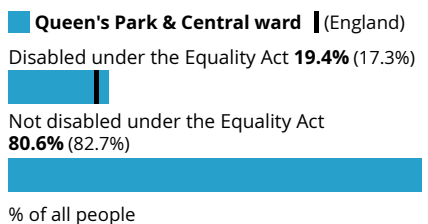
Religion



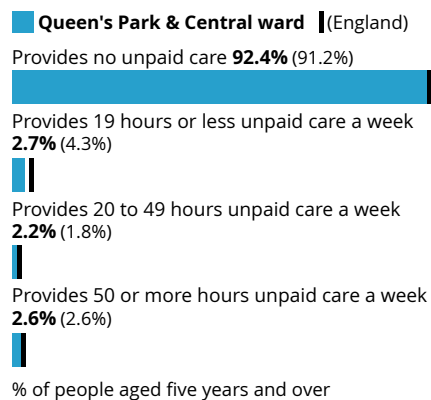
General health



Disability



Provision of unpaid care



Proficiency in English

Queen's Park & Central ward (England)

Main language is English (English or Welsh in Wales) **72.1%** (90.8%)

Can speak English very well **7.7%** (4.0%)

Can speak English well **11.3%** (3.3%)

Cannot speak English well **7.2%** (1.6%)

Cannot speak English **1.7%** (0.3%)

% of people aged three years and over

Accommodation type

Queen's Park & Central ward (England)

Whole house or bungalow **57.0%** (77.4%)

Flat, maisonette or apartment **42.9%** (22.2%)

A caravan or other mobile or temporary structure **0.1%** (0.4%)

% of all households

Number of cars or vans

Queen's Park & Central ward (England)

No cars or vans in household **49.4%** (23.5%)

1 car or van in household **37.8%** (41.3%)

2 cars or vans in household **10.0%** (26.1%)

3 or more cars or vans in household **2.8%** (9.1%)

% of all households

Central heating

Queen's Park & Central ward (England)

Does not have central heating **3.0%** (1.5%)

Does have central heating **97.0%** (98.5%)

% of all households

Number of bedrooms

Queen's Park & Central ward (England)

1 bedroom **28.1%** (11.6%)

2 bedrooms **43.2%** (27.3%)

3 bedrooms **18.3%** (40.0%)

4 or more bedrooms **10.4%** (21.1%)

% of all households

Occupancy rating for bedrooms

Queen's Park & Central ward (England)

+2 or more **10.0%** (35.6%)

+1 **29.9%** (33.2%)

0 **49.2%** (26.8%)

-1 **7.6%** (3.6%)

-2 or less **3.2%** (0.7%)

% of all households

Tenure of household

Queen's Park & Central ward (England)

Owens outright **17.2%** (32.5%)

Owens with a mortgage or loan or shared ownership **11.2%** (29.8%)

Social rented **34.0%** (17.1%)

Private rented or lives rent free **37.6%** (20.6%)

% of all households

Second address indicator

Queen's Park & Central ward (England)

No second address **95.4%** (94.6%)

Second address is in the UK **3.5%** (4.1%)

Second address is outside the UK **1.0%** (1.3%)

% of all households

Distance travelled to work

Queen's Park & Central ward (England)

Less than 10km **47.9%** (35.4%)

10km to less than 30km **16.0%** (14.4%)

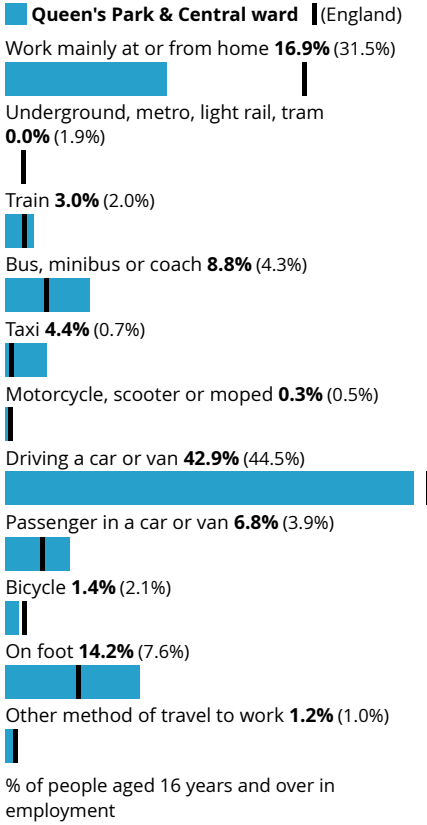
30km and over **2.1%** (4.3%)

Works mainly from home **16.9%** (31.5%)

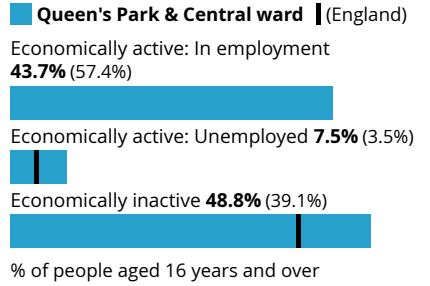
Other **17.1%** (14.5%)

% of people aged 16 years and over in employment


Method of travel to workplace



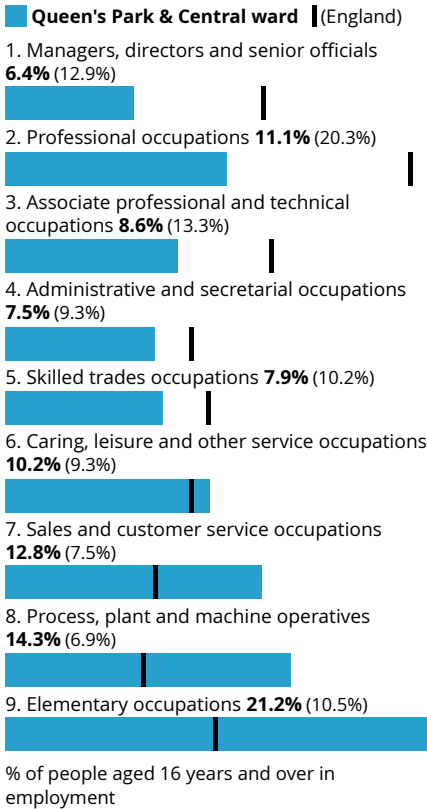
Economic activity status



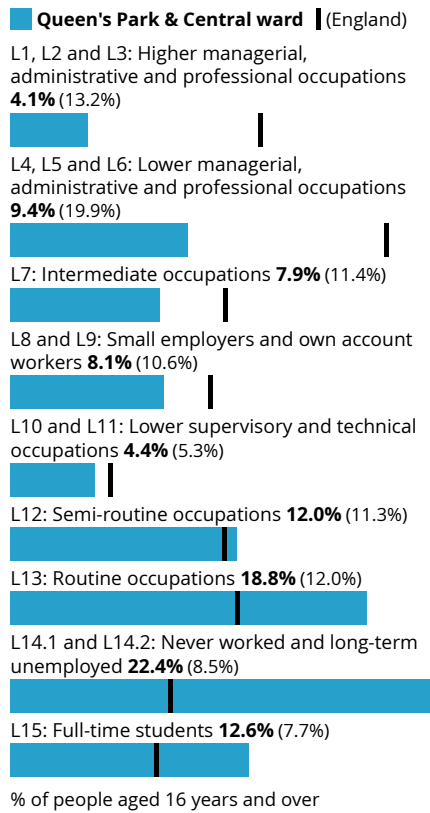
Employment history



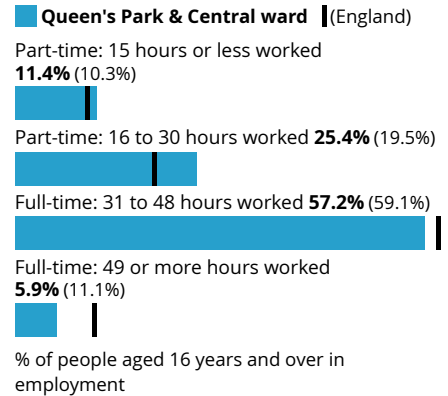
Occupation



Socio-economic Classification (NS-SeC)



Hours per week worked



Highest level of qualification

Queen's Park & Central ward (England)

No qualifications **30.4%** (18.1%)



Level 1, 2 or 3 qualifications **38.6%** (39.9%)



Apprenticeship **4.0%** (5.3%)



Level 4 qualifications and above **22.7%** (33.9%)



Other qualifications **4.3%** (2.8%)



% of people aged 16 years and over

Schoolchildren and full-time students

Queen's Park & Central ward (England)

Student **26.1%** (20.4%)



Not a student **73.9%** (79.6%)



% of people aged five years and over

Source: Office for National Statistics - Census 2021