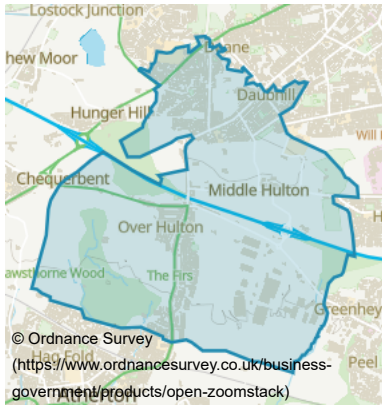


Hulton ward

Area map



Population

15,100

people

296,000 people in Bolton

Rounded to the nearest 100 people

Number of households

5,900

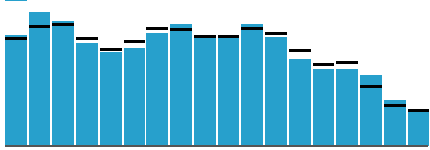
households

118,800 households in Bolton

Rounded to the nearest 100 households

Age profile

Hulton ward — (Bolton)



0 years
% of all people, 5 year age bands

Sex

Hulton ward | (Bolton)

Female **50.7%** (50.7%)

Male **49.3%** (49.3%)

% of all people

Legal partnership status

Hulton ward | (Bolton)

Never married and never registered a civil partnership **33.1%** (36.6%)

Married or in a registered civil partnership **50.5%** (45.6%)

Separated, but still legally married or still legally in a civil partnership **2.4%** (2.4%)

Divorced or civil partnership dissolved **7.8%** (9.1%)

Widowed or surviving civil partnership partner **6.2%** (6.4%)

% of people aged 16 years and over

Country of birth

Hulton ward | (Bolton)

Born in the UK **81.2%** (83.1%)

Born outside the UK **18.8%** (16.9%)

% of all people

Passports held

Hulton ward | (Bolton)

UK passport **78.3%** (77.6%)

Non-UK passport **9.2%** (8.6%)

No passport held **12.5%** (13.8%)

% of all people

Length of residence in the UK

Hulton ward | (Bolton)

Born in the UK **81.2%** (83.1%)

10 years or more **9.7%** (9.2%)

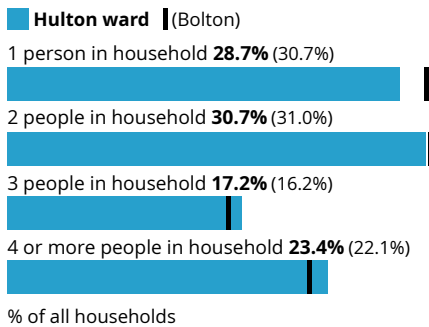
5 years or more, but less than 10 years **3.3%** (3.0%)

2 years or more, but less than 5 years **3.2%** (2.7%)

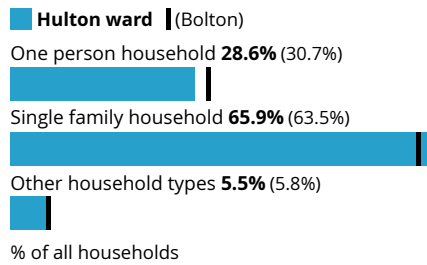
Less than 2 years **2.5%** (1.9%)

% of all people

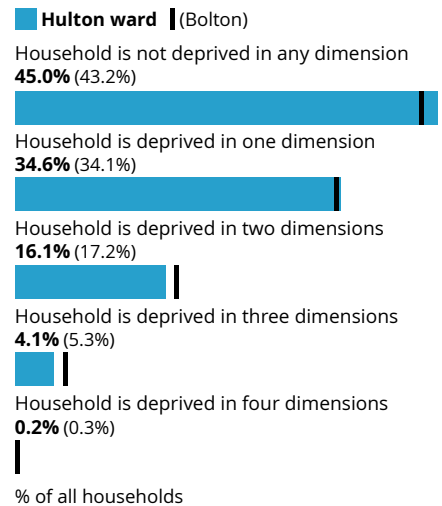
Household size



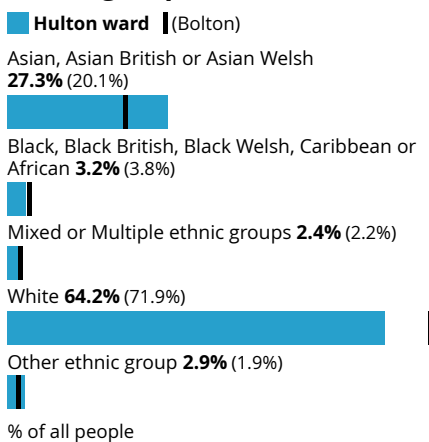
Household composition



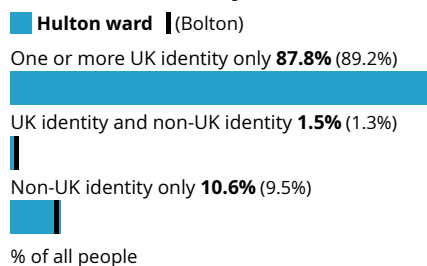
Household deprivation



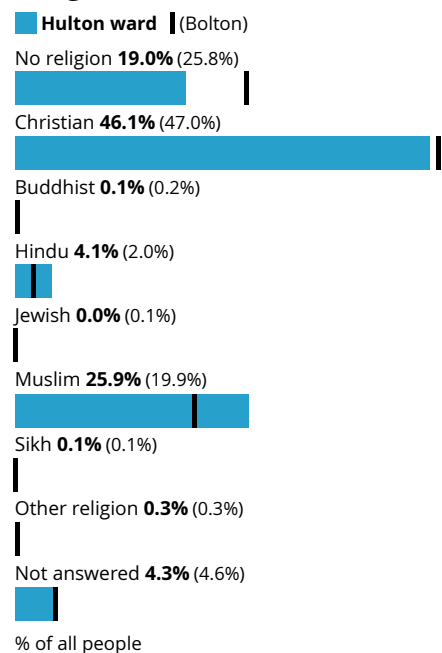
Ethnic group



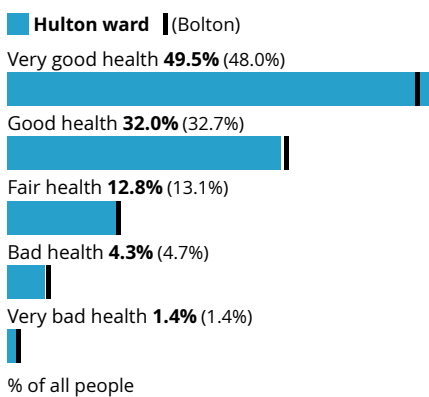
National identity



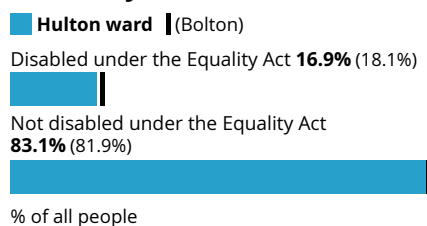
Religion



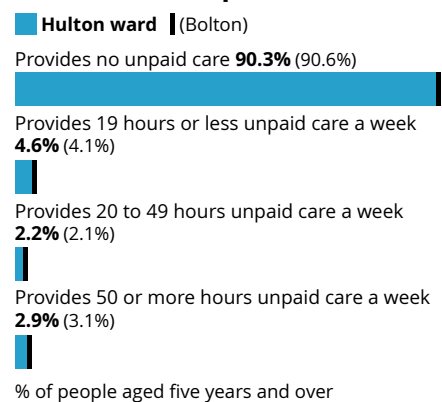
General health



Disability



Provision of unpaid care



Proficiency in English

Hulton ward (Bolton)

Main language is English (English or Welsh in Wales) **87.5%** (89.1%)

Can speak English very well **4.1%** (3.4%)

Can speak English well **5.0%** (4.3%)

Cannot speak English well **2.7%** (2.7%)

Cannot speak English **0.6%** (0.5%)

% of people aged three years and over

Accommodation type

Hulton ward (Bolton)

Whole house or bungalow **90.2%** (86.6%)

Flat, maisonette or apartment **9.8%** (13.3%)

A caravan or other mobile or temporary structure **0.1%** (0.1%)

% of all households

Number of cars or vans

Hulton ward (Bolton)

No cars or vans in household **21.5%** (24.8%)

1 car or van in household **43.7%** (42.8%)

2 cars or vans in household **27.0%** (25.2%)

3 or more cars or vans in household **7.7%** (7.2%)

% of all households

Central heating

Hulton ward (Bolton)

Does not have central heating **1.3%** (1.5%)

Does have central heating **98.7%** (98.5%)

% of all households

Number of bedrooms

Hulton ward (Bolton)

1 bedroom **7.9%** (9.5%)

2 bedrooms **32.4%** (32.3%)

3 bedrooms **42.3%** (41.7%)

4 or more bedrooms **17.4%** (16.5%)

% of all households

Occupancy rating for bedrooms

Hulton ward (Bolton)

+2 or more **30.6%** (29.9%)

+1 **37.6%** (36.6%)

0 **26.3%** (27.8%)

-1 **4.3%** (4.5%)

-2 or less **1.1%** (1.3%)

% of all households

Tenure of household

Hulton ward (Bolton)

Owens outright **35.4%** (33.2%)

Owens with a mortgage or loan or shared ownership **31.6%** (28.7%)

Social rented **14.3%** (19.8%)

Private rented or lives rent free **18.7%** (18.2%)

% of all households

Second address indicator

Hulton ward (Bolton)

No second address **96.9%** (96.6%)

Second address is in the UK **2.3%** (2.7%)

Second address is outside the UK **0.8%** (0.7%)

% of all households

Distance travelled to work

Hulton ward (Bolton)

Less than 10km **42.1%** (42.4%)

10km to less than 30km **15.3%** (15.9%)

30km and over **1.9%** (2.2%)

Works mainly from home **24.9%** (23.6%)

Other **15.8%** (16.0%)

% of people aged 16 years and over in employment

Method of travel to workplace

Hulton ward (Bolton)

Work mainly at or from home **24.9%** (23.6%)

Underground, metro, light rail, tram **0.1%** (0.1%)

Train **1.0%** (1.3%)

Bus, minibus or coach **3.3%** (3.8%)

Taxi **2.2%** (2.1%)

Motorcycle, scooter or moped **0.2%** (0.3%)

Driving a car or van **54.8%** (54.1%)

Passenger in a car or van **5.3%** (5.4%)

Bicycle **0.8%** (0.8%)

On foot **6.2%** (7.4%)

Other method of travel to work **1.2%** (1.1%)

% of people aged 16 years and over in employment

Economic activity status

Hulton ward (Bolton)

Economically active: In employment **55.6%** (54.0%)

Economically active: Unemployed **3.4%** (3.9%)

Economically inactive **41.0%** (42.1%)

% of people aged 16 years and over

Employment history

Hulton ward (Bolton)

Not in employment: Worked in the last 12 months **10.5%** (10.9%)

Not in employment: Not worked in the last 12 months **56.4%** (55.7%)

Not in employment: Never worked **33.0%** (33.3%)

% of people aged 16 years and over not in employment

Occupation

Hulton ward (Bolton)

1. Managers, directors and senior officials **11.0%** (10.6%)

2. Professional occupations **17.9%** (16.9%)

3. Associate professional and technical occupations **11.1%** (12.0%)

4. Administrative and secretarial occupations **11.4%** (9.9%)

5. Skilled trades occupations **9.7%** (10.1%)

6. Caring, leisure and other service occupations **9.9%** (9.9%)

7. Sales and customer service occupations **9.4%** (9.7%)

8. Process, plant and machine operatives **8.9%** (9.2%)

9. Elementary occupations **10.8%** (11.8%)

% of people aged 16 years and over in employment

Socio-economic Classification (NS-SeC)

Hulton ward (Bolton)

L1, L2 and L3: Higher managerial, administrative and professional occupations **9.7%** (9.3%)

L4, L5 and L6: Lower managerial, administrative and professional occupations **18.0%** (17.4%)

L7: Intermediate occupations **13.1%** (12.0%)

L8 and L9: Small employers and own account workers **10.2%** (9.5%)

L10 and L11: Lower supervisory and technical occupations **4.9%** (5.2%)

L12: Semi-routine occupations **11.5%** (12.0%)

L13: Routine occupations **13.9%** (14.6%)

L14.1 and L14.2: Never worked and long-term unemployed **11.6%** (12.6%)

L15: Full-time students **7.1%** (7.3%)

% of people aged 16 years and over

Hours per week worked

Hulton ward (Bolton)

Part-time: 15 hours or less worked **8.7%** (9.3%)

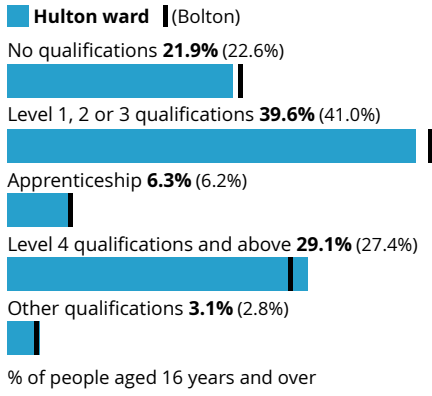
Part-time: 16 to 30 hours worked **23.1%** (22.1%)

Full-time: 31 to 48 hours worked **60.0%** (60.4%)

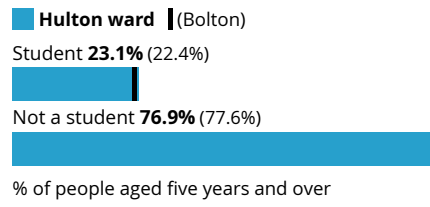
Full-time: 49 or more hours worked **8.3%** (8.1%)

% of people aged 16 years and over in employment

Highest level of qualification



Schoolchildren and full-time students



Source: Office for National Statistics - Census 2021