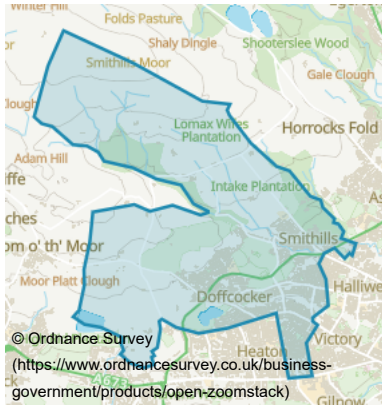


# Smithills ward

## Area map



## Population

**14,900**

people

**56,490,000** people in England

Rounded to the nearest 100 people

## Number of households

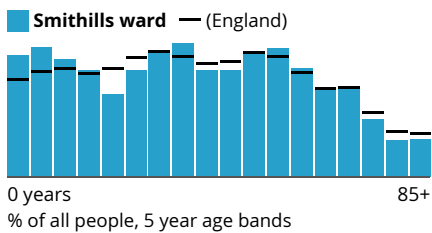
**6,000**

households

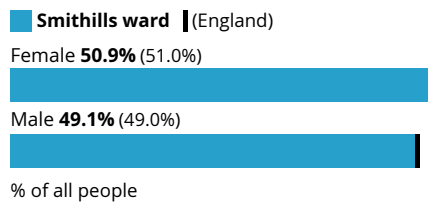
**23,436,100** households in England

Rounded to the nearest 100 households

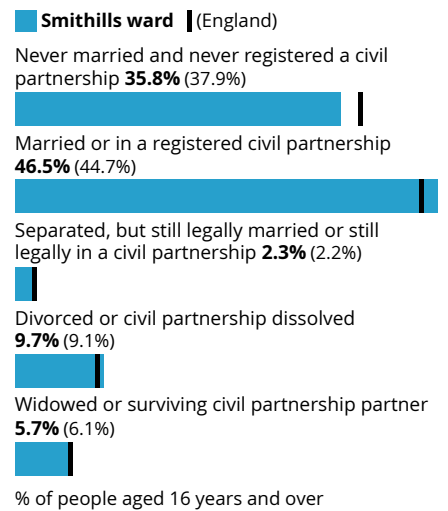
## Age profile



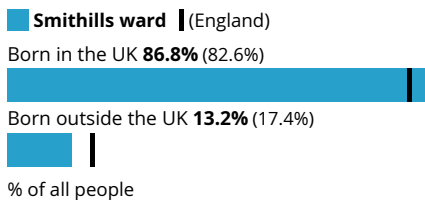
## Sex



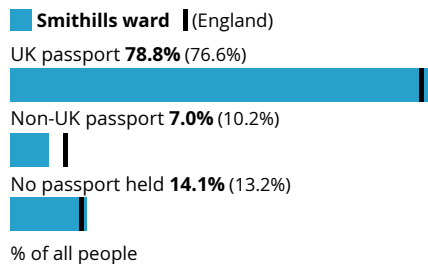
## Legal partnership status



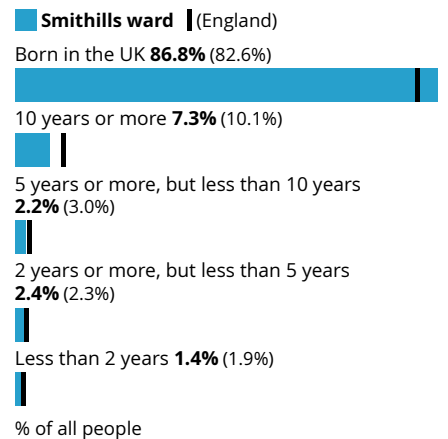
## Country of birth



## Passports held

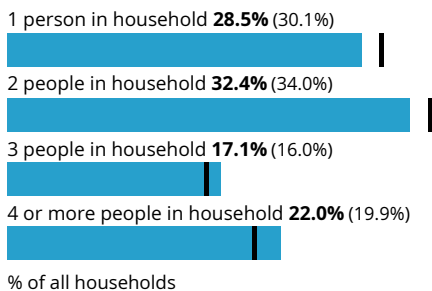


## Length of residence in the UK



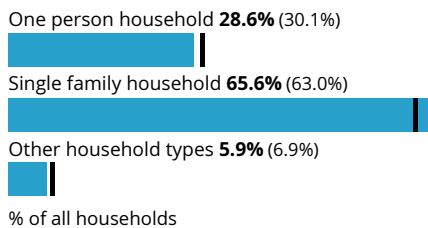
## Household size

Smithills ward (England)



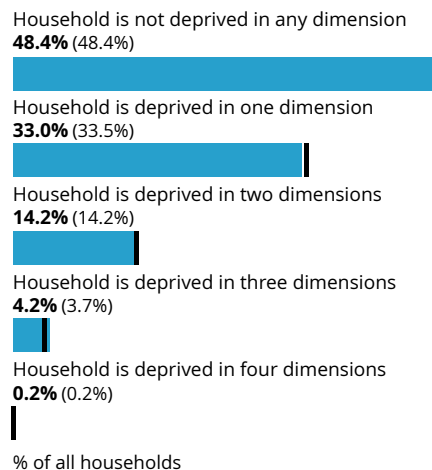
## Household composition

Smithills ward (England)



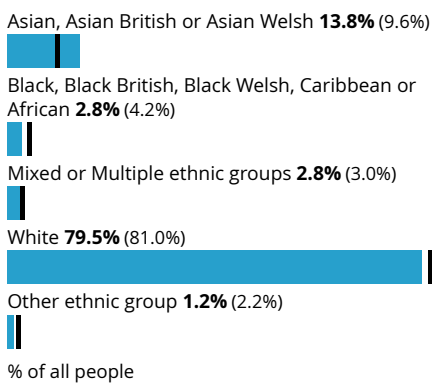
## Household deprivation

Smithills ward (England)




## Ethnic group

Smithills ward (England)



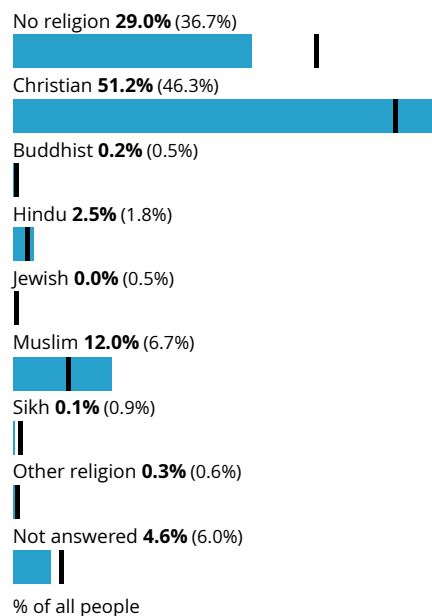
## National identity

Smithills ward (England)



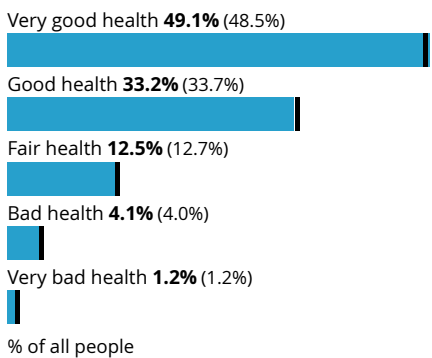
## Religion

Smithills ward (England)



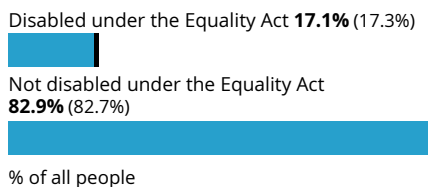
## General health

Smithills ward (England)



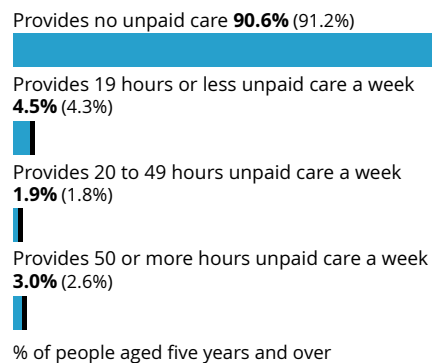
## Disability

Smithills ward (England)



## Provision of unpaid care

Smithills ward (England)



## Proficiency in English

Smithills ward (England)

Main language is English (English or Welsh in Wales) **92.0%** (90.8%)

Can speak English very well **2.9%** (4.0%)

Can speak English well **3.0%** (3.3%)

Cannot speak English well **1.8%** (1.6%)

Cannot speak English **0.3%** (0.3%)

% of people aged three years and over

## Accommodation type

Smithills ward (England)

Whole house or bungalow **92.4%** (77.4%)

Flat, maisonette or apartment **7.6%** (22.2%)

A caravan or other mobile or temporary structure **0.0%** (0.4%)

% of all households

## Number of cars or vans

Smithills ward (England)

No cars or vans in household **21.7%** (23.5%)

1 car or van in household **44.6%** (41.3%)

2 cars or vans in household **26.9%** (26.1%)

3 or more cars or vans in household **6.8%** (9.1%)

% of all households

## Central heating

Smithills ward (England)

Does not have central heating **1.5%** (1.5%)

Does have central heating **98.5%** (98.5%)

% of all households

## Number of bedrooms

Smithills ward (England)

1 bedroom **5.4%** (11.6%)

2 bedrooms **33.2%** (27.3%)

3 bedrooms **44.5%** (40.0%)

4 or more bedrooms **16.9%** (21.1%)

% of all households

## Occupancy rating for bedrooms

Smithills ward (England)

+2 or more **32.9%** (35.6%)

+1 **37.4%** (33.2%)

0 **24.7%** (26.8%)

-1 **4.2%** (3.6%)

-2 or less **0.8%** (0.7%)

% of all households

## Tenure of household

Smithills ward (England)

Owens outright **35.6%** (32.5%)

Owens with a mortgage or loan or shared ownership **32.5%** (29.8%)

Social rented **15.3%** (17.1%)

Private rented or lives rent free **16.6%** (20.6%)

% of all households

## Second address indicator

Smithills ward (England)

No second address **96.2%** (94.6%)

Second address is in the UK **3.0%** (4.1%)

Second address is outside the UK **0.8%** (1.3%)

% of all households

## Distance travelled to work

Smithills ward (England)

Less than 10km **41.0%** (35.4%)

10km to less than 30km **14.4%** (14.4%)

30km and over **2.0%** (4.3%)

Works mainly from home **26.6%** (31.5%)

Other **16.0%** (14.5%)

% of people aged 16 years and over in employment

## Method of travel to workplace

Smithills ward (England)

Work mainly at or from home **26.6%** (31.5%)

Underground, metro, light rail, tram **0.0%** (1.9%)

Train **1.0%** (2.0%)

Bus, minibus or coach **4.2%** (4.3%)

Taxi **1.5%** (0.7%)

Motorcycle, scooter or moped **0.3%** (0.5%)

Driving a car or van **53.3%** (44.5%)

Passenger in a car or van **5.4%** (3.9%)

Bicycle **0.9%** (2.1%)

On foot **5.8%** (7.6%)

Other method of travel to work **1.0%** (1.0%)

% of people aged 16 years and over in employment

## Economic activity status

Smithills ward (England)

Economically active: In employment **57.2%** (57.4%)

Economically active: Unemployed **3.4%** (3.5%)

Economically inactive **39.5%** (39.1%)

% of people aged 16 years and over

## Employment history

Smithills ward (England)

Not in employment: Worked in the last 12 months **10.6%** (13.2%)

Not in employment: Not worked in the last 12 months **60.3%** (61.1%)

Not in employment: Never worked **29.1%** (25.6%)

% of people aged 16 years and over not in employment

## Occupation

Smithills ward (England)

1. Managers, directors and senior officials **11.1%** (12.9%)

2. Professional occupations **19.1%** (20.3%)

3. Associate professional and technical occupations **12.3%** (13.3%)

4. Administrative and secretarial occupations **10.0%** (9.3%)

5. Skilled trades occupations **10.1%** (10.2%)

6. Caring, leisure and other service occupations **10.1%** (9.3%)

7. Sales and customer service occupations **9.2%** (7.5%)

8. Process, plant and machine operatives **7.7%** (6.9%)

9. Elementary occupations **10.3%** (10.5%)

% of people aged 16 years and over in employment

## Socio-economic Classification (NS-SeC)

Smithills ward (England)

L1, L2 and L3: Higher managerial, administrative and professional occupations **11.1%** (13.2%)

L4, L5 and L6: Lower managerial, administrative and professional occupations **19.5%** (19.9%)

L7: Intermediate occupations **12.6%** (11.4%)

L8 and L9: Small employers and own account workers **10.0%** (10.6%)

L10 and L11: Lower supervisory and technical occupations **4.9%** (5.3%)

L12: Semi-routine occupations **11.9%** (11.3%)

L13: Routine occupations **13.8%** (12.0%)

L14.1 and L14.2: Never worked and long-term unemployed **9.9%** (8.5%)

L15: Full-time students **6.5%** (7.7%)

% of people aged 16 years and over

## Hours per week worked

Smithills ward (England)

Part-time: 15 hours or less worked **9.2%** (10.3%)

Part-time: 16 to 30 hours worked **21.6%** (19.5%)

Full-time: 31 to 48 hours worked **60.6%** (59.1%)

Full-time: 49 or more hours worked **8.6%** (11.1%)

% of people aged 16 years and over in employment

## Highest level of qualification

■ **Smithills ward** (England)

No qualifications **18.6%** (18.1%)



Level 1, 2 or 3 qualifications **41.0%** (39.9%)



Apprenticeship **6.2%** (5.3%)



Level 4 qualifications and above **31.6%** (33.9%)



Other qualifications **2.6%** (2.8%)



% of people aged 16 years and over

## Schoolchildren and full-time students

■ **Smithills ward** (England)

Student **21.8%** (20.4%)



Not a student **78.2%** (79.6%)



% of people aged five years and over

Source: Office for National Statistics - Census 2021