

# Queen's Park & Central ward

## Area map



## Population

**15,200**

people

**296,000** people in Bolton

Rounded to the nearest 100 people

## Number of households

**6,000**

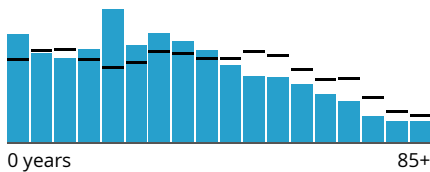
households

**118,800** households in Bolton

Rounded to the nearest 100 households

## Age profile

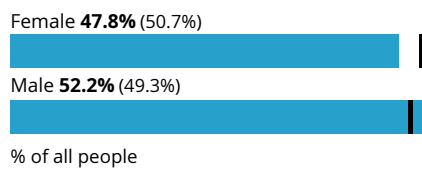
Queen's Park & Central ward (Bolton)



0 years  
% of all people, 5 year age bands

## Sex

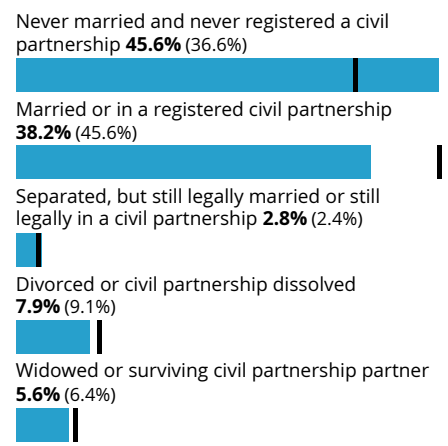
Queen's Park & Central ward (Bolton)



% of all people

## Legal partnership status

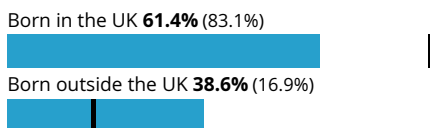
Queen's Park & Central ward (Bolton)



% of people aged 16 years and over

## Country of birth

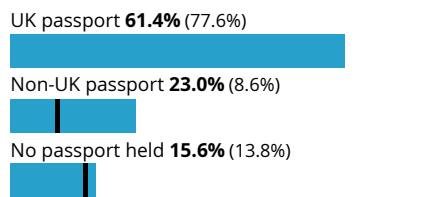
Queen's Park & Central ward (Bolton)



% of all people

## Passports held

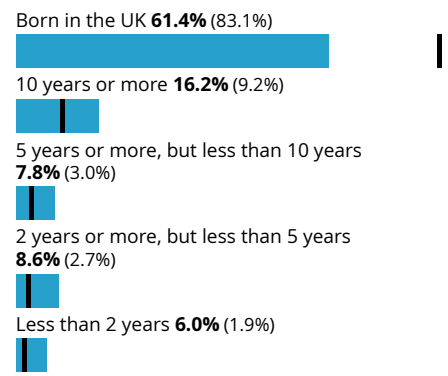
Queen's Park & Central ward (Bolton)



% of all people

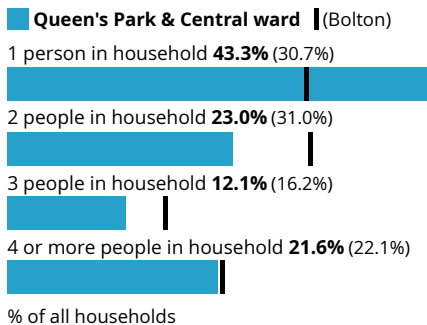
## Length of residence in the UK

Queen's Park & Central ward (Bolton)

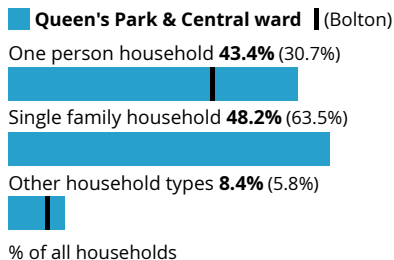


% of all people

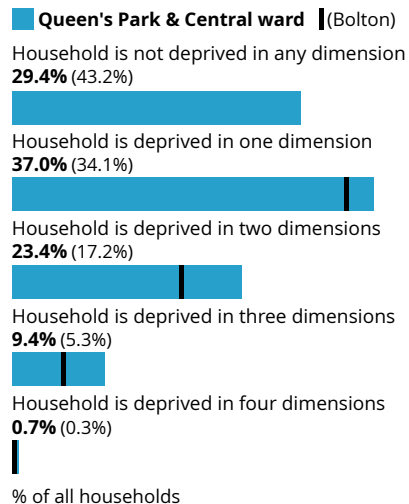
## Household size




## Household composition



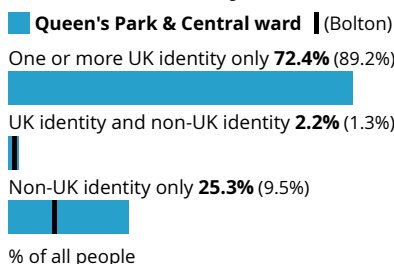
## Household deprivation



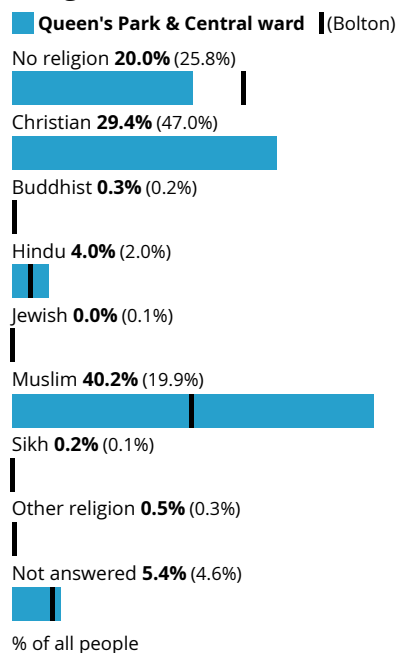
## Ethnic group



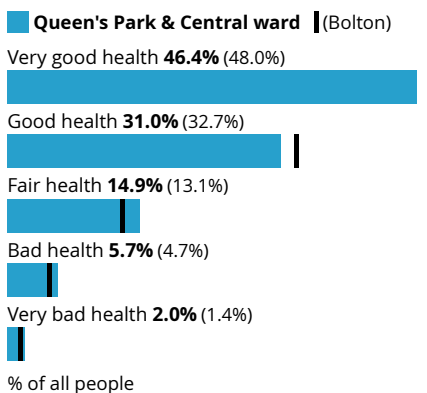
## National identity



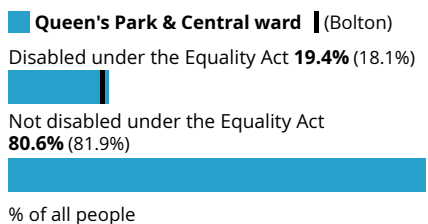
## Religion



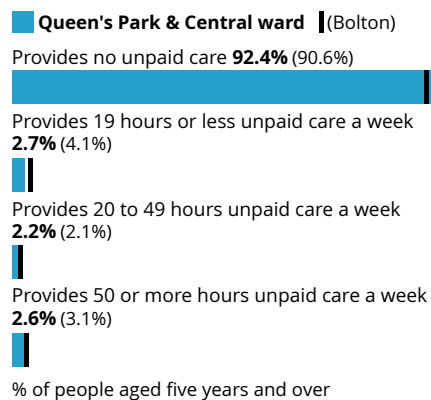
## General health



## Disability



## Provision of unpaid care



## Proficiency in English

Queen's Park & Central ward (Bolton)

Main language is English (English or Welsh in Wales) **72.1%** (89.1%)

Can speak English very well **7.7%** (3.4%)

Can speak English well **11.3%** (4.3%)

Cannot speak English well **7.2%** (2.7%)

Cannot speak English **1.7%** (0.5%)

% of people aged three years and over

## Accommodation type

Queen's Park & Central ward (Bolton)

Whole house or bungalow **57.0%** (86.6%)

Flat, maisonette or apartment **42.9%** (13.3%)

A caravan or other mobile or temporary structure **0.1%** (0.1%)

% of all households

## Number of cars or vans

Queen's Park & Central ward (Bolton)

No cars or vans in household **49.4%** (24.8%)

1 car or van in household **37.8%** (42.8%)

2 cars or vans in household **10.0%** (25.2%)

3 or more cars or vans in household **2.8%** (7.2%)

% of all households

## Central heating

Queen's Park & Central ward (Bolton)

Does not have central heating **3.0%** (1.5%)

Does have central heating **97.0%** (98.5%)

% of all households

## Number of bedrooms

Queen's Park & Central ward (Bolton)

1 bedroom **28.1%** (9.5%)

2 bedrooms **43.2%** (32.3%)

3 bedrooms **18.3%** (41.7%)

4 or more bedrooms **10.4%** (16.5%)

% of all households

## Occupancy rating for bedrooms

Queen's Park & Central ward (Bolton)

+2 or more **10.0%** (29.9%)

+1 **29.9%** (36.6%)

0 **49.2%** (27.8%)

-1 **7.6%** (4.5%)

-2 or less **3.2%** (1.3%)

% of all households

## Tenure of household

Queen's Park & Central ward (Bolton)

Owens outright **17.2%** (33.2%)

Owens with a mortgage or loan or shared ownership **11.2%** (28.7%)

Social rented **34.0%** (19.8%)

Private rented or lives rent free **37.6%** (18.2%)

% of all households

## Second address indicator

Queen's Park & Central ward (Bolton)

No second address **95.4%** (96.6%)

Second address is in the UK **3.5%** (2.7%)

Second address is outside the UK **1.0%** (0.7%)

% of all households

## Distance travelled to work

Queen's Park & Central ward (Bolton)

Less than 10km **47.9%** (42.4%)

10km to less than 30km **16.0%** (15.9%)

30km and over **2.1%** (2.2%)

Works mainly from home **16.9%** (23.6%)

Other **17.1%** (16.0%)

% of people aged 16 years and over in employment

## Method of travel to workplace

Queen's Park & Central ward (Bolton)

Work mainly at or from home **16.9%** (23.6%)

Underground, metro, light rail, tram **0.0%** (0.1%)

Train **3.0%** (1.3%)

Bus, minibus or coach **8.8%** (3.8%)

Taxi **4.4%** (2.1%)

Motorcycle, scooter or moped **0.3%** (0.3%)

Driving a car or van **42.9%** (54.1%)

Passenger in a car or van **6.8%** (5.4%)

Bicycle **1.4%** (0.8%)

On foot **14.2%** (7.4%)

Other method of travel to work **1.2%** (1.1%)

% of people aged 16 years and over in employment

## Economic activity status

Queen's Park & Central ward (Bolton)

Economically active: In employment **43.7%** (54.0%)

Economically active: Unemployed **7.5%** (3.9%)

Economically inactive **48.8%** (42.1%)

% of people aged 16 years and over

## Employment history

Queen's Park & Central ward (Bolton)

Not in employment: Worked in the last 12 months **13.5%** (10.9%)

Not in employment: Not worked in the last 12 months **40.5%** (55.7%)

Not in employment: Never worked **46.0%** (33.3%)

% of people aged 16 years and over not in employment

## Occupation

Queen's Park & Central ward (Bolton)

1. Managers, directors and senior officials **6.4%** (10.6%)

2. Professional occupations **11.1%** (16.9%)

3. Associate professional and technical occupations **8.6%** (12.0%)

4. Administrative and secretarial occupations **7.5%** (9.9%)

5. Skilled trades occupations **7.9%** (10.1%)

6. Caring, leisure and other service occupations **10.2%** (9.9%)

7. Sales and customer service occupations **12.8%** (9.7%)

8. Process, plant and machine operatives **14.3%** (9.2%)

9. Elementary occupations **21.2%** (11.8%)

% of people aged 16 years and over in employment

## Socio-economic Classification (NS-SeC)

Queen's Park & Central ward (Bolton)

L1, L2 and L3: Higher managerial, administrative and professional occupations **4.1%** (9.3%)

L4, L5 and L6: Lower managerial, administrative and professional occupations **9.4%** (17.4%)

L7: Intermediate occupations **7.9%** (12.0%)

L8 and L9: Small employers and own account workers **8.1%** (9.5%)

L10 and L11: Lower supervisory and technical occupations **4.4%** (5.2%)

L12: Semi-routine occupations **12.0%** (12.0%)

L13: Routine occupations **18.8%** (14.6%)

L14.1 and L14.2: Never worked and long-term unemployed **22.4%** (12.6%)

L15: Full-time students **12.6%** (7.3%)

% of people aged 16 years and over

## Hours per week worked

Queen's Park & Central ward (Bolton)

Part-time: 15 hours or less worked **11.4%** (9.3%)

Part-time: 16 to 30 hours worked **25.4%** (22.1%)

Full-time: 31 to 48 hours worked **57.2%** (60.4%)

Full-time: 49 or more hours worked **5.9%** (8.1%)

% of people aged 16 years and over in employment

## Highest level of qualification

Queen's Park & Central ward (Bolton)

No qualifications **30.4%** (22.6%)

Level 1, 2 or 3 qualifications **38.6%** (41.0%)

Apprenticeship **4.0%** (6.2%)

Level 4 qualifications and above **22.7%** (27.4%)

Other qualifications **4.3%** (2.8%)

% of people aged 16 years and over

## Schoolchildren and full-time students

Queen's Park & Central ward (Bolton)

Student **26.1%** (22.4%)

Not a student **73.9%** (77.6%)

% of people aged five years and over

Source: Office for National Statistics - Census 2021