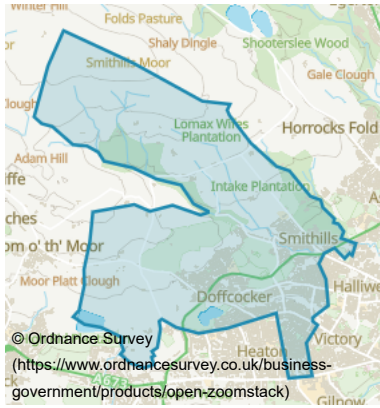


Smithills ward

Area map



Population

14,900

people

296,000 people in Bolton

Rounded to the nearest 100 people

Number of households

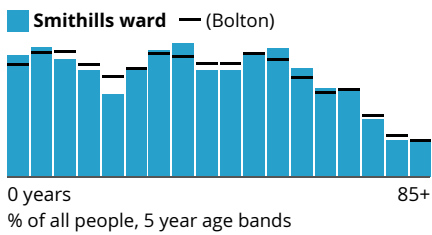
6,000

households

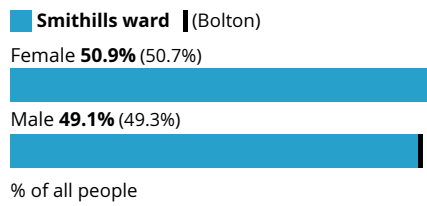
118,800 households in Bolton

Rounded to the nearest 100 households

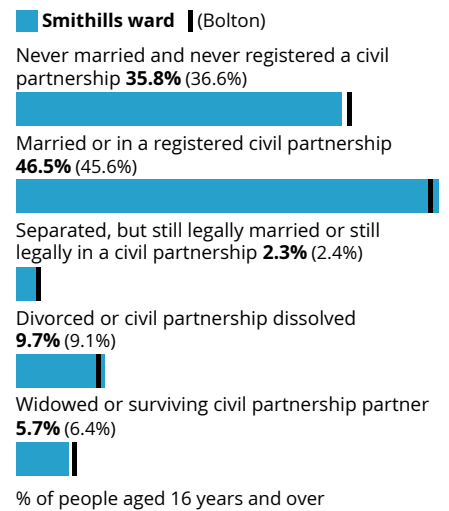
Age profile



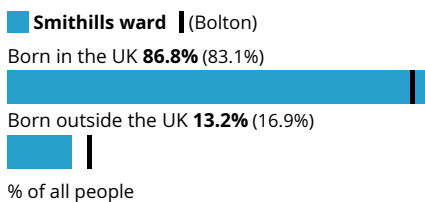
Sex



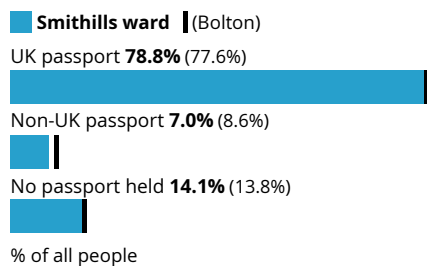
Legal partnership status



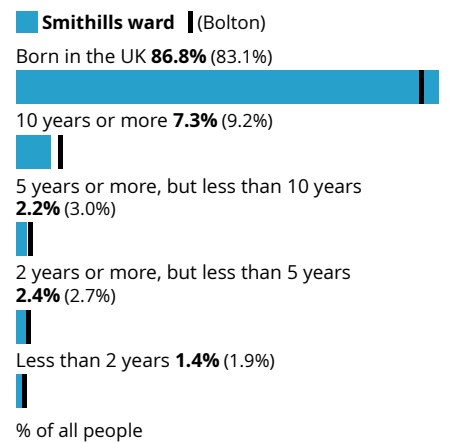
Country of birth



Passports held

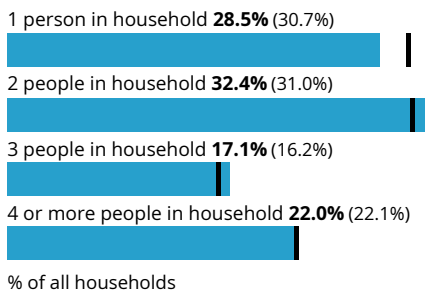


Length of residence in the UK



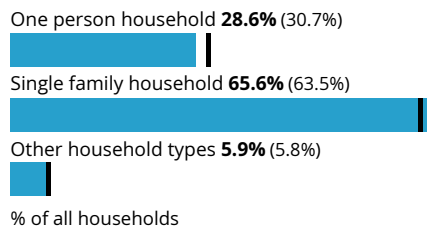
Household size

Smithills ward (Bolton)



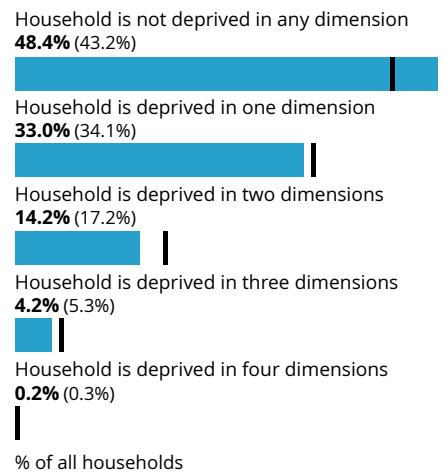
Household composition

Smithills ward (Bolton)



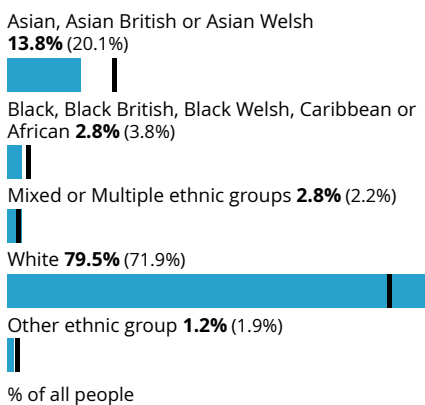
Household deprivation

Smithills ward (Bolton)



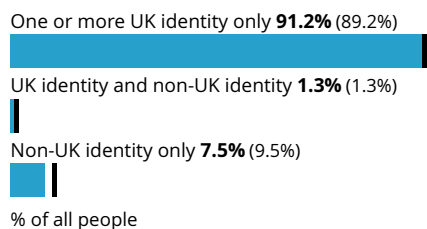
Ethnic group

Smithills ward (Bolton)



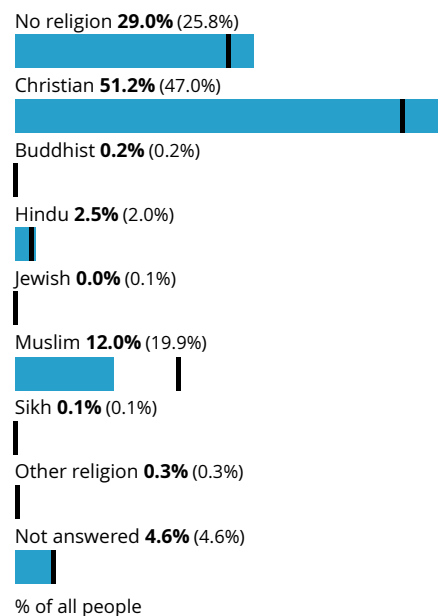
National identity

Smithills ward (Bolton)



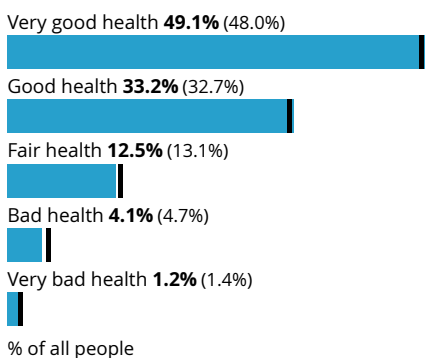
Religion

Smithills ward (Bolton)



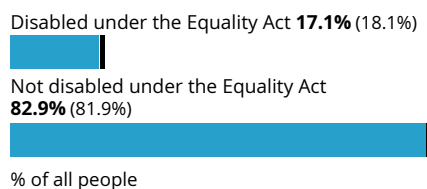
General health

Smithills ward (Bolton)



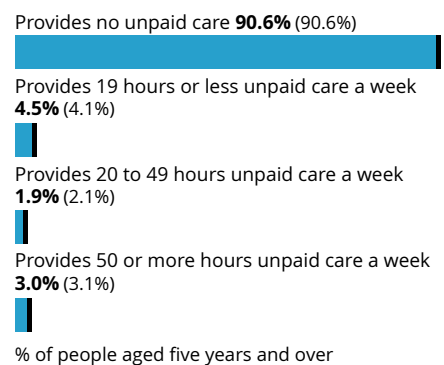
Disability

Smithills ward (Bolton)



Provision of unpaid care

Smithills ward (Bolton)



Proficiency in English

Smithills ward (Bolton)

Main language is English (English or Welsh in Wales) **92.0%** (89.1%)

Can speak English very well **2.9%** (3.4%)

Can speak English well **3.0%** (4.3%)

Cannot speak English well **1.8%** (2.7%)

Cannot speak English **0.3%** (0.5%)

% of people aged three years and over

Accommodation type

Smithills ward (Bolton)

Whole house or bungalow **92.4%** (86.6%)

Flat, maisonette or apartment **7.6%** (13.3%)

A caravan or other mobile or temporary structure **0.0%** (0.1%)

% of all households

Number of cars or vans

Smithills ward (Bolton)

No cars or vans in household **21.7%** (24.8%)

1 car or van in household **44.6%** (42.8%)

2 cars or vans in household **26.9%** (25.2%)

3 or more cars or vans in household **6.8%** (7.2%)

% of all households

Central heating

Smithills ward (Bolton)

Does not have central heating **1.5%** (1.5%)

Does have central heating **98.5%** (98.5%)

% of all households

Number of bedrooms

Smithills ward (Bolton)

1 bedroom **5.4%** (9.5%)

2 bedrooms **33.2%** (32.3%)

3 bedrooms **44.5%** (41.7%)

4 or more bedrooms **16.9%** (16.5%)

% of all households

Occupancy rating for bedrooms

Smithills ward (Bolton)

+2 or more **32.9%** (29.9%)

+1 **37.4%** (36.6%)

0 **24.7%** (27.8%)

-1 **4.2%** (4.5%)

-2 or less **0.8%** (1.3%)

% of all households

Tenure of household

Smithills ward (Bolton)

Owens outright **35.6%** (33.2%)

Owens with a mortgage or loan or shared ownership **32.5%** (28.7%)

Social rented **15.3%** (19.8%)

Private rented or lives rent free **16.6%** (18.2%)

% of all households

Second address indicator

Smithills ward (Bolton)

No second address **96.2%** (96.6%)

Second address is in the UK **3.0%** (2.7%)

Second address is outside the UK **0.8%** (0.7%)

% of all households

Distance travelled to work

Smithills ward (Bolton)

Less than 10km **41.0%** (42.4%)

10km to less than 30km **14.4%** (15.9%)

30km and over **2.0%** (2.2%)

Works mainly from home **26.6%** (23.6%)

Other **16.0%** (16.0%)

% of people aged 16 years and over in employment

Method of travel to workplace

Smithills ward (Bolton)

Work mainly at or from home **26.6%** (23.6%)

Underground, metro, light rail, tram **0.0%** (0.1%)

Train **1.0%** (1.3%)

Bus, minibus or coach **4.2%** (3.8%)

Taxi **1.5%** (2.1%)

Motorcycle, scooter or moped **0.3%** (0.3%)

Driving a car or van **53.3%** (54.1%)

Passenger in a car or van **5.4%** (5.4%)

Bicycle **0.9%** (0.8%)

On foot **5.8%** (7.4%)

Other method of travel to work **1.0%** (1.1%)

% of people aged 16 years and over in employment

Economic activity status

Smithills ward (Bolton)

Economically active: In employment **57.2%** (54.0%)

Economically active: Unemployed **3.4%** (3.9%)

Economically inactive **39.5%** (42.1%)

% of people aged 16 years and over

Employment history

Smithills ward (Bolton)

Not in employment: Worked in the last 12 months **10.6%** (10.9%)

Not in employment: Not worked in the last 12 months **60.3%** (55.7%)

Not in employment: Never worked **29.1%** (33.3%)

% of people aged 16 years and over not in employment

Occupation

Smithills ward (Bolton)

1. Managers, directors and senior officials **11.1%** (10.6%)

2. Professional occupations **19.1%** (16.9%)

3. Associate professional and technical occupations **12.3%** (12.0%)

4. Administrative and secretarial occupations **10.0%** (9.9%)

5. Skilled trades occupations **10.1%** (10.1%)

6. Caring, leisure and other service occupations **10.1%** (9.9%)

7. Sales and customer service occupations **9.2%** (9.7%)

8. Process, plant and machine operatives **7.7%** (9.2%)

9. Elementary occupations **10.3%** (11.8%)

% of people aged 16 years and over in employment

Socio-economic Classification (NS-SeC)

Smithills ward (Bolton)

L1, L2 and L3: Higher managerial, administrative and professional occupations **11.1%** (9.3%)

L4, L5 and L6: Lower managerial, administrative and professional occupations **19.5%** (17.4%)

L7: Intermediate occupations **12.6%** (12.0%)

L8 and L9: Small employers and own account workers **10.0%** (9.5%)

L10 and L11: Lower supervisory and technical occupations **4.9%** (5.2%)

L12: Semi-routine occupations **11.9%** (12.0%)

L13: Routine occupations **13.8%** (14.6%)

L14.1 and L14.2: Never worked and long-term unemployed **9.9%** (12.6%)

L15: Full-time students **6.5%** (7.3%)

% of people aged 16 years and over

Hours per week worked

Smithills ward (Bolton)

Part-time: 15 hours or less worked **9.2%** (9.3%)

Part-time: 16 to 30 hours worked **21.6%** (22.1%)

Full-time: 31 to 48 hours worked **60.6%** (60.4%)

Full-time: 49 or more hours worked **8.6%** (8.1%)

% of people aged 16 years and over in employment

Highest level of qualification

■ **Smithills ward** (Bolton)

No qualifications **18.6%** (22.6%)

Level 1, 2 or 3 qualifications **41.0%** (41.0%)

Apprenticeship **6.2%** (6.2%)

Level 4 qualifications and above **31.6%** (27.4%)

Other qualifications **2.6%** (2.8%)

% of people aged 16 years and over

Schoolchildren and full-time students

■ **Smithills ward** (Bolton)

Student **21.8%** (22.4%)

Not a student **78.2%** (77.6%)

% of people aged five years and over

Source: Office for National Statistics - Census 2021