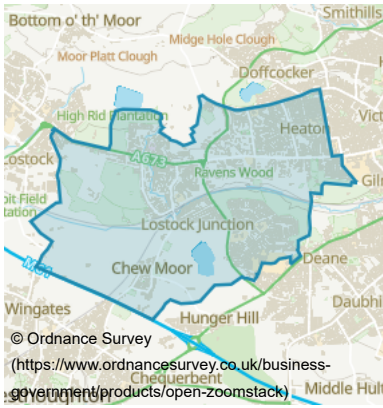


# Heaton, Lostock & Chew Moor ward

## Area map



## Population

**14,400**

people

**56,490,000** people in England

Rounded to the nearest 100 people

## Number of households

**5,700**

households

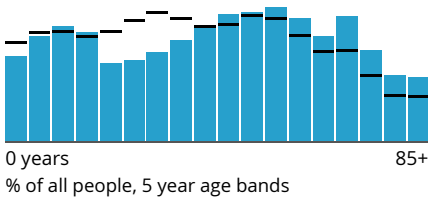
**23,436,100** households in England

Rounded to the nearest 100 households

## Age profile

■ Heaton, Lostock & Chew Moor ward

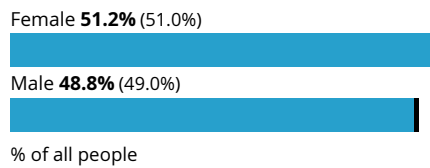
— (England)



## Sex

■ Heaton, Lostock & Chew Moor ward

■ (England)



## Legal partnership status

■ Heaton, Lostock & Chew Moor ward

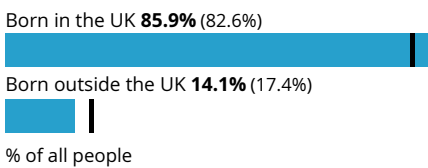
■ (England)



## Country of birth

■ Heaton, Lostock & Chew Moor ward

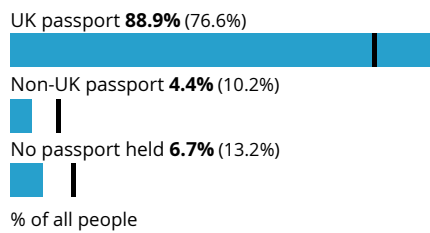
■ (England)



## Passports held

■ Heaton, Lostock & Chew Moor ward

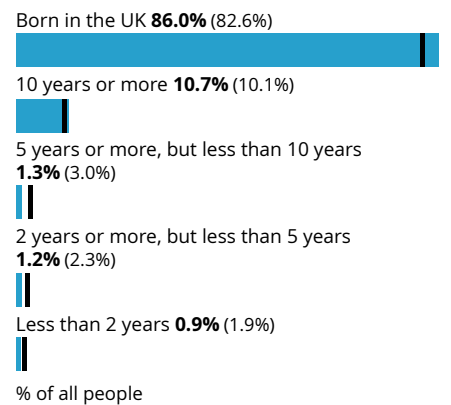
■ (England)



## Length of residence in the UK

■ Heaton, Lostock & Chew Moor ward

■ (England)



## Household size

Heaton, Lostock & Chew Moor ward

(England)

1 person in household **25.6%** (30.1%)

2 people in household **36.0%** (34.0%)

3 people in household **16.0%** (16.0%)

4 or more people in household **22.4%** (19.9%)

% of all households

## Household composition

Heaton, Lostock & Chew Moor ward

(England)

One person household **25.7%** (30.1%)

Single family household **69.1%** (63.0%)

Other household types **5.2%** (6.9%)

% of all households

## Household deprivation

Heaton, Lostock & Chew Moor ward

(England)

Household is not deprived in any dimension **59.0%** (48.4%)

Household is deprived in one dimension **31.0%** (33.5%)

Household is deprived in two dimensions **8.4%** (14.2%)

Household is deprived in three dimensions **1.6%** (3.7%)

Household is deprived in four dimensions **0.1%** (0.2%)

% of all households

## Ethnic group

Heaton, Lostock & Chew Moor ward

(England)

Asian, Asian British or Asian Welsh **26.0%** (9.6%)

Black, Black British, Black Welsh, Caribbean or African **1.3%** (4.2%)

Mixed or Multiple ethnic groups **2.4%** (3.0%)

White **69.0%** (81.0%)

Other ethnic group **1.4%** (2.2%)

% of all people

## National identity

Heaton, Lostock & Chew Moor ward

(England)

One or more UK identity only **93.5%** (88.0%)

UK identity and non-UK identity **2.0%** (2.0%)

Non-UK identity only **4.5%** (10.0%)

% of all people

## Religion

Heaton, Lostock & Chew Moor ward

(England)

No religion **18.8%** (36.7%)

Christian **51.1%** (46.3%)

Buddhist **0.2%** (0.5%)

Hindu **5.5%** (1.8%)

Jewish **0.1%** (0.5%)

Muslim **18.8%** (6.7%)

Sikh **0.2%** (0.9%)

Other religion **0.4%** (0.6%)

Not answered **4.9%** (6.0%)

% of all people

## General health

Heaton, Lostock & Chew Moor ward

(England)

Very good health **54.4%** (48.5%)

Good health **30.9%** (33.7%)

Fair health **10.6%** (12.7%)

Bad health **2.9%** (4.0%)

Very bad health **1.2%** (1.2%)

% of all people

## Disability

Heaton, Lostock & Chew Moor ward

(England)

Disabled under the Equality Act **14.9%** (17.3%)

Not disabled under the Equality Act **85.1%** (82.7%)

% of all people

## Provision of unpaid care

Heaton, Lostock & Chew Moor ward

(England)

Provides no unpaid care **90.7%** (91.2%)

Provides 19 hours or less unpaid care a week **5.2%** (4.3%)

Provides 20 to 49 hours unpaid care a week **1.6%** (1.8%)

Provides 50 or more hours unpaid care a week **2.5%** (2.6%)

% of people aged five years and over

## Proficiency in English

Heaton, Lostock & Chew Moor ward

(England)

Main language is English (English or Welsh in Wales) **93.9%** (90.8%)

Can speak English very well **2.9%** (4.0%)

Can speak English well **1.9%** (3.3%)

Cannot speak English well **1.2%** (1.6%)

Cannot speak English **0.2%** (0.3%)

% of people aged three years and over

## Accommodation type

Heaton, Lostock & Chew Moor ward

(England)

Whole house or bungalow **91.2%** (77.4%)

Flat, maisonette or apartment **8.7%** (22.2%)

A caravan or other mobile or temporary structure **0.0%** (0.4%)

% of all households

## Number of cars or vans

Heaton, Lostock & Chew Moor ward

(England)

No cars or vans in household **10.0%** (23.5%)

1 car or van in household **38.9%** (41.3%)

2 cars or vans in household **38.0%** (26.1%)

3 or more cars or vans in household **13.0%** (9.1%)

% of all households

## Central heating

Heaton, Lostock & Chew Moor ward

(England)

Does not have central heating **0.9%** (1.5%)

Does have central heating **99.1%** (98.5%)

% of all households

## Number of bedrooms

Heaton, Lostock & Chew Moor ward

(England)

1 bedroom **3.2%** (11.6%)

2 bedrooms **19.5%** (27.3%)

3 bedrooms **33.2%** (40.0%)

4 or more bedrooms **44.1%** (21.1%)

% of all households

## Occupancy rating for bedrooms

Heaton, Lostock & Chew Moor ward

(England)

+2 or more **55.7%** (35.6%)

+1 **29.8%** (33.2%)

0 **12.3%** (26.8%)

-1 **1.7%** (3.6%)

-2 or less **0.5%** (0.7%)

% of all households

## Tenure of household

Heaton, Lostock & Chew Moor ward

(England)

Owns outright **51.5%** (32.5%)

Owns with a mortgage or loan or shared ownership **34.3%** (29.8%)

Social rented **3.3%** (17.1%)

Private rented or lives rent free **10.9%** (20.6%)

% of all households

## Second address indicator

Heaton, Lostock & Chew Moor ward

(England)

No second address **94.9%** (94.6%)

Second address is in the UK **3.4%** (4.1%)

Second address is outside the UK **1.7%** (1.3%)

% of all households

## Distance travelled to work

Heaton, Lostock & Chew Moor ward

(England)

Less than 10km **34.8%** (35.4%)

10km to less than 30km **16.8%** (14.4%)

30km and over **2.5%** (4.3%)

Works mainly from home **35.6%** (31.5%)

Other **10.3%** (14.5%)

% of people aged 16 years and over in employment

## Method of travel to workplace

Heaton, Lostock & Chew Moor ward

(England)

Work mainly at or from home **35.6%** (31.5%)



Underground, metro, light rail, tram **0.1%** (1.9%)



Train **1.4%** (2.0%)



Bus, minibus or coach **1.1%** (4.3%)



Taxi **1.0%** (0.7%)



Motorcycle, scooter or moped **0.3%** (0.5%)



Driving a car or van **52.7%** (44.5%)



Passenger in a car or van **3.3%** (3.9%)



Bicycle **0.5%** (2.1%)



On foot **3.1%** (7.6%)



Other method of travel to work **1.0%** (1.0%)



% of people aged 16 years and over in employment

## Economic activity status

Heaton, Lostock & Chew Moor ward

(England)

Economically active: In employment **54.7%** (57.4%)



Economically active: Unemployed **2.0%** (3.5%)



Economically inactive **43.2%** (39.1%)



% of people aged 16 years and over

## Employment history

Heaton, Lostock & Chew Moor ward

(England)

Not in employment: Worked in the last 12 months **9.8%** (13.2%)



Not in employment: Not worked in the last 12 months **68.1%** (61.1%)



Not in employment: Never worked **22.1%** (25.6%)



% of people aged 16 years and over not in employment

## Occupation

Heaton, Lostock & Chew Moor ward

(England)

1. Managers, directors and senior officials **18.9%** (12.9%)



2. Professional occupations **31.3%** (20.3%)



3. Associate professional and technical occupations **13.1%** (13.3%)



4. Administrative and secretarial occupations **9.9%** (9.3%)



5. Skilled trades occupations **5.3%** (10.2%)



6. Caring, leisure and other service occupations **5.5%** (9.3%)



7. Sales and customer service occupations **6.7%** (7.5%)



8. Process, plant and machine operatives **4.1%** (6.9%)



9. Elementary occupations **5.2%** (10.5%)



% of people aged 16 years and over in employment

## Socio-economic Classification (NS-SeC)

Heaton, Lostock & Chew Moor ward

(England)

L1, L2 and L3: Higher managerial, administrative and professional occupations **21.9%** (13.2%)



L4, L5 and L6: Lower managerial, administrative and professional occupations **24.3%** (19.9%)



L7: Intermediate occupations **11.8%** (11.4%)



L8 and L9: Small employers and own account workers **11.0%** (10.6%)



L10 and L11: Lower supervisory and technical occupations **2.8%** (5.3%)



L12: Semi-routine occupations **7.9%** (11.3%)



L13: Routine occupations **6.4%** (12.0%)



L14.1 and L14.2: Never worked and long-term unemployed **7.0%** (8.5%)



L15: Full-time students **7.0%** (7.7%)



% of people aged 16 years and over

## Hours per week worked

Heaton, Lostock & Chew Moor ward

(England)

Part-time: 15 hours or less worked **10.5%** (10.3%)



Part-time: 16 to 30 hours worked **20.3%** (19.5%)



Full-time: 31 to 48 hours worked **57.1%** (59.1%)



Full-time: 49 or more hours worked **12.1%** (11.1%)



% of people aged 16 years and over in employment

## Highest level of qualification

■ Heaton, Lostock & Chew Moor ward

■ (England)

No qualifications **13.1%** (18.1%)



Level 1, 2 or 3 qualifications **34.2%** (39.9%)



Apprenticeship **4.8%** (5.3%)



Level 4 qualifications and above **45.8%** (33.9%)



Other qualifications **2.2%** (2.8%)



% of people aged 16 years and over

## Schoolchildren and full-time students

■ Heaton, Lostock & Chew Moor ward

■ (England)

Student **20.1%** (20.4%)



Not a student **79.9%** (79.6%)



% of people aged five years and over

Source: Office for National Statistics - Census 2021