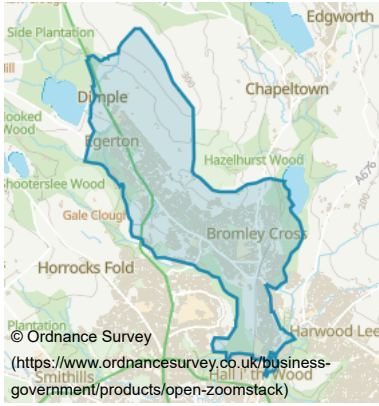


# Bromley Cross ward

## Area map



## Population

**12,700**

people

**296,000** people in Bolton

Rounded to the nearest 100 people

## Number of households

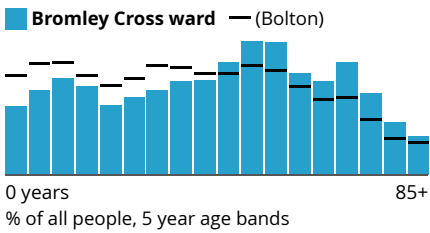
**5,600**

households

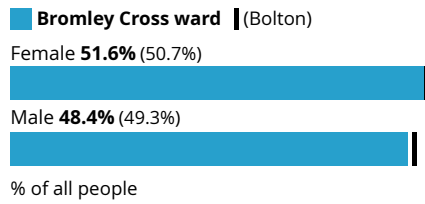
**118,800** households in Bolton

Rounded to the nearest 100 households

## Age profile



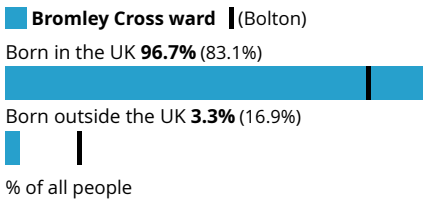
## Sex



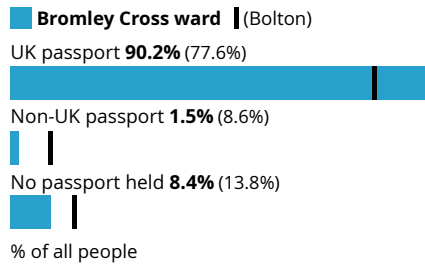
## Legal partnership status



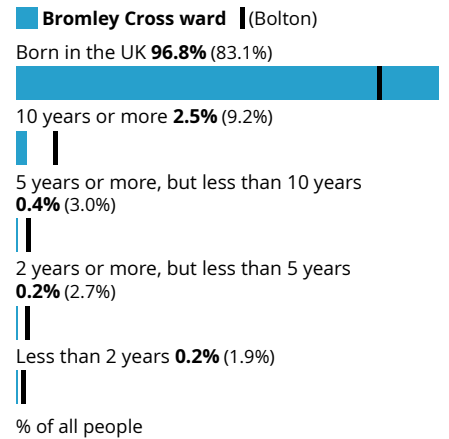
## Country of birth



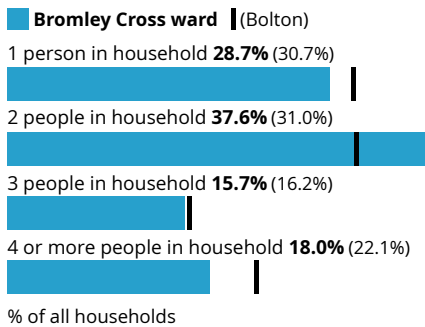
## Passports held



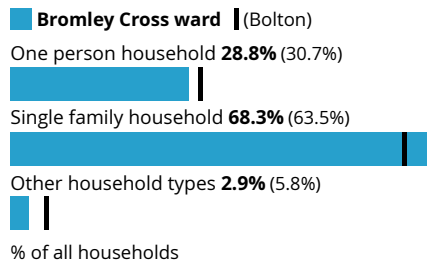
## Length of residence in the UK



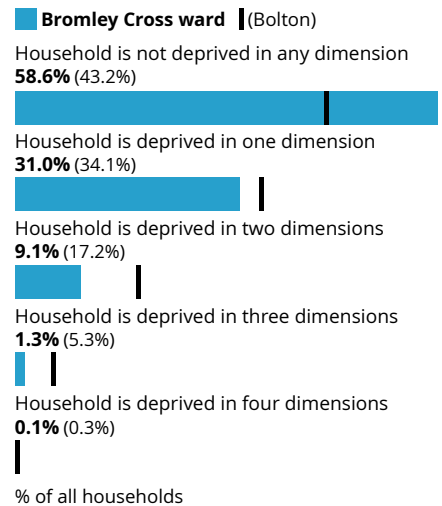
## Household size



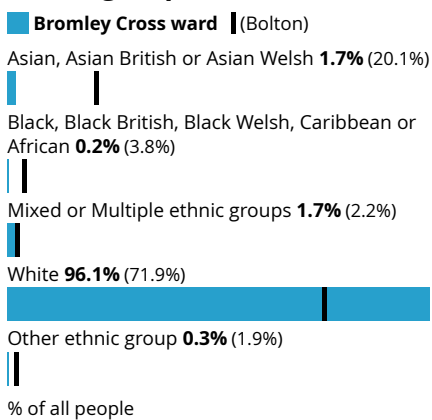
## Household composition



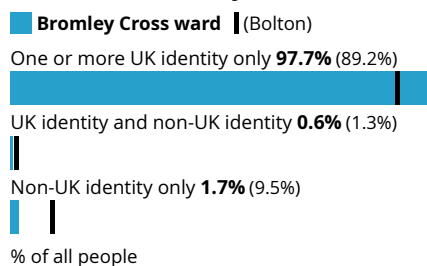
## Household deprivation



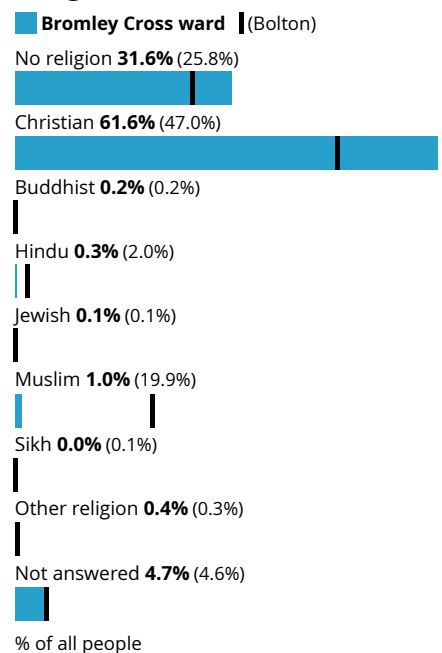
## Ethnic group



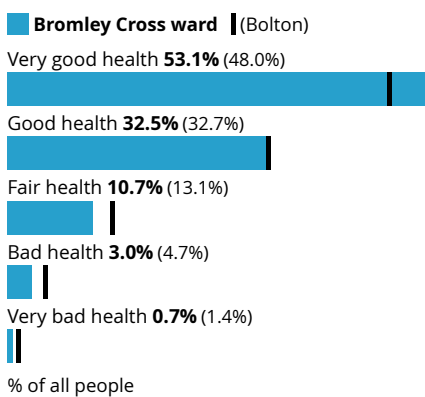
## National identity



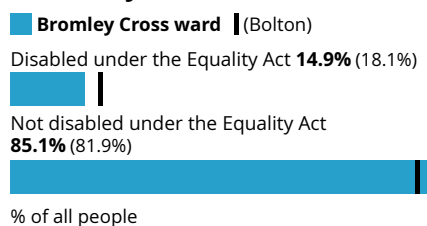
## Religion



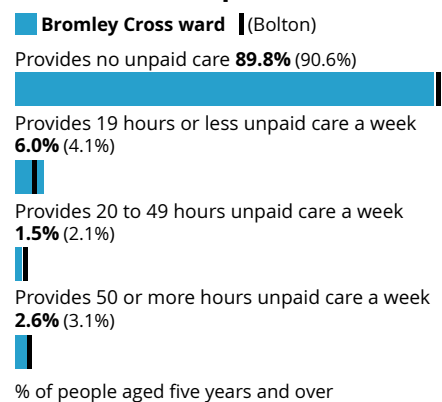
## General health



## Disability



## Provision of unpaid care



## Proficiency in English

**Bromley Cross ward** (Bolton)

Main language is English (English or Welsh in Wales) **99.1%** (89.1%)

Can speak English very well **0.5%** (3.4%)

Can speak English well **0.3%** (4.3%)

Cannot speak English well **0.1%** (2.7%)

Cannot speak English **0.0%** (0.5%)

% of people aged three years and over

## Accommodation type

**Bromley Cross ward** (Bolton)

Whole house or bungalow **91.5%** (86.6%)

Flat, maisonette or apartment **8.4%** (13.3%)

A caravan or other mobile or temporary structure **0.0%** (0.1%)

% of all households

## Number of cars or vans

**Bromley Cross ward** (Bolton)

No cars or vans in household **11.5%** (24.8%)

1 car or van in household **41.4%** (42.8%)

2 cars or vans in household **36.3%** (25.2%)

3 or more cars or vans in household **10.8%** (7.2%)

% of all households

## Central heating

**Bromley Cross ward** (Bolton)

Does not have central heating **0.8%** (1.5%)

Does have central heating **99.2%** (98.5%)

% of all households

## Number of bedrooms

**Bromley Cross ward** (Bolton)

1 bedroom **4.8%** (9.5%)

2 bedrooms **27.8%** (32.3%)

3 bedrooms **40.1%** (41.7%)

4 or more bedrooms **27.3%** (16.5%)

% of all households

## Occupancy rating for bedrooms

**Bromley Cross ward** (Bolton)

+2 or more **44.3%** (29.9%)

+1 **38.8%** (36.6%)

0 **15.7%** (27.8%)

-1 **1.0%** (4.5%)

-2 or less **0.1%** (1.3%)

% of all households

## Tenure of household

**Bromley Cross ward** (Bolton)

Owens outright **45.4%** (33.2%)

Owens with a mortgage or loan or shared ownership **37.6%** (28.7%)

Social rented **4.2%** (19.8%)

Private rented or lives rent free **12.9%** (18.2%)

% of all households

## Second address indicator

**Bromley Cross ward** (Bolton)

No second address **95.2%** (96.6%)

Second address is in the UK **3.8%** (2.7%)

Second address is outside the UK **1.0%** (0.7%)

% of all households

## Distance travelled to work

**Bromley Cross ward** (Bolton)

Less than 10km **34.5%** (42.4%)

10km to less than 30km **16.6%** (15.9%)

30km and over **2.1%** (2.2%)

Works mainly from home **33.2%** (23.6%)

Other **13.7%** (16.0%)

% of people aged 16 years and over in employment

## Method of travel to workplace

**Bromley Cross ward** (Bolton)

Work mainly at or from home **33.2%** (23.6%)

Underground, metro, light rail, tram  
**0.1%** (0.1%)

Train **1.2%** (1.3%)

Bus, minibus or coach **1.2%** (3.8%)

Taxi **0.7%** (2.1%)

Motorcycle, scooter or moped **0.4%** (0.3%)

Driving a car or van **55.2%** (54.1%)

Passenger in a car or van **3.1%** (5.4%)

Bicycle **0.4%** (0.8%)

On foot **3.7%** (7.4%)

Other method of travel to work **0.8%** (1.1%)

% of people aged 16 years and over in employment

## Economic activity status

**Bromley Cross ward** (Bolton)

Economically active: In employment  
**59.1%** (54.0%)

Economically active: Unemployed **2.3%** (3.9%)

Economically inactive **38.6%** (42.1%)

% of people aged 16 years and over

## Employment history

**Bromley Cross ward** (Bolton)

Not in employment: Worked in the last 12 months  
**11.1%** (10.9%)

Not in employment: Not worked in the last 12 months  
**71.4%** (55.7%)

Not in employment: Never worked  
**17.5%** (33.3%)

% of people aged 16 years and over not in employment

## Occupation

**Bromley Cross ward** (Bolton)

1. Managers, directors and senior officials  
**17.1%** (10.6%)

2. Professional occupations **24.6%** (16.9%)

3. Associate professional and technical occupations  
**15.3%** (12.0%)

4. Administrative and secretarial occupations  
**10.0%** (9.9%)

5. Skilled trades occupations **9.3%** (10.1%)

6. Caring, leisure and other service occupations  
**7.3%** (9.9%)

7. Sales and customer service occupations  
**6.1%** (9.7%)

8. Process, plant and machine operatives  
**4.1%** (9.2%)

9. Elementary occupations **6.2%** (11.8%)

% of people aged 16 years and over in employment

## Socio-economic Classification (NS-SeC)

**Bromley Cross ward** (Bolton)

L1, L2 and L3: Higher managerial, administrative and professional occupations  
**17.8%** (9.3%)

L4, L5 and L6: Lower managerial, administrative and professional occupations  
**26.6%** (17.4%)

L7: Intermediate occupations **13.9%** (12.0%)

L8 and L9: Small employers and own account workers  
**10.8%** (9.5%)

L10 and L11: Lower supervisory and technical occupations  
**4.4%** (5.2%)

L12: Semi-routine occupations **8.2%** (12.0%)

L13: Routine occupations **7.5%** (14.6%)

L14.1 and L14.2: Never worked and long-term unemployed  
**5.2%** (12.6%)

L15: Full-time students **5.5%** (7.3%)

% of people aged 16 years and over

## Hours per week worked

**Bromley Cross ward** (Bolton)

Part-time: 15 hours or less worked **8.7%** (9.3%)

Part-time: 16 to 30 hours worked **18.4%** (22.1%)

Full-time: 31 to 48 hours worked **62.3%** (60.4%)

Full-time: 49 or more hours worked  
**10.7%** (8.1%)

% of people aged 16 years and over in employment

## Highest level of qualification

**Bromley Cross ward** (Bolton)

No qualifications **12.1%** (22.6%)

Level 1, 2 or 3 qualifications **39.9%** (41.0%)

Apprenticeship **6.5%** (6.2%)

Level 4 qualifications and above **39.7%** (27.4%)

Other qualifications **1.9%** (2.8%)

% of people aged 16 years and over

## Schoolchildren and full-time students

**Bromley Cross ward** (Bolton)

Student **17.8%** (22.4%)

Not a student **82.2%** (77.6%)

% of people aged five years and over

Source: Office for National Statistics - Census 2021