


# GM Residents' Survey

March 2024




# About the Survey



# About the survey

- Evolved from the 'safely managing Covid-19 survey'
- [Resident Surveys - Greater Manchester Combined Authority \(greatermanchester-ca.gov.uk\)](https://greatermanchester-ca.gov.uk)
- Approx quarterly
- Per wave: ~1500 participants, ~150 from Bolton
- Currently commissioned till May 2024 (wave 11)




# Wave Overview

Wave	Fieldwork	GM Participants	Bolton Participants
Wave 11	29 <sup>th</sup> January 2024 - 12 <sup>th</sup> February 2024	1460	150
Wave 10	13 <sup>th</sup> – 29 <sup>th</sup> November 2023	1546	159
Wave 9	4 <sup>th</sup> September – 18 <sup>th</sup> September 2023	1560	142
Wave 8	26 <sup>th</sup> June – 10 <sup>th</sup> July	1612	176
Wave 7	5 <sup>th</sup> – 22 <sup>nd</sup> May	1488	144
Wave 6	2 <sup>nd</sup> – 14 <sup>th</sup> March 2023	1767	182
Wave 5	7 <sup>th</sup> – 21 <sup>st</sup> December 2022	1470	164
Wave 4	20 <sup>th</sup> October – 3 <sup>rd</sup> November 2022	1636	174
Wave 3	1 <sup>st</sup> – 21 <sup>st</sup> September 2022	1656	170
Wave 2	25 <sup>th</sup> March – 11 <sup>th</sup> April 2022	1465	143
Wave 1	9 <sup>th</sup> February – 27 <sup>th</sup> February 2022	1385	136
Total		17045	1740



# Topics




Cost of Living  
including Food Security




Healthy Homes




Digital Inclusion



Able to manage own health,  
confidence in NHS Services



Good Work



Demographics



Health & Wellbeing



Transport & Night-time  
Economy



Local area



# Topic Coverage

Wave 11	✓	✓	✓	✓	✓		✓	✓	✓
Wave 10	✓				✓			✓	
Wave 9	✓		✓		✓	✓	✓	✓	
Wave 8	✓		✓	✓	✓	✓	✓	✓	
Wave 7	✓		✓		✓	✓	✓	✓	
Wave 6	✓		✓		✓		✓	✓	
Wave 5	✓		✓					✓	
Wave 4	✓		✓					✓	
Wave 3	✓		✓					✓	
Wave 2	✓		✓*	✓				✓	
Wave 1	✓		✓*	✓				✓	

\*Wave 1 & 2 digital questions are slightly different from the later waves


Icons sourced from <https://www.flaticon.com/>

# Online Analysis



# Using the online portal

- <https://reportal.euro.confirmit.com/reportal/login.aspx?PortalId=1690>
- Login required
- Gives weighted and unweighted percentages and numbers
- Lots of table features e.g. filter, nest
- Will perform statistical analyses (correlation, z test, t test)





**WORKBOOKS**

- New
- Open...
- Save
- Save as...
- Share...
- Export to Excel
- Workbook filters...

**SHEETS**

- New sheet
- Sheet 1

Rows, Columns and Filters

Calculations

Generate table (0 cells)

Data was last updated on 2024-02-20 12:43

Search

Show code

- Interval
- # respid
- Interview Status
- Last channel used
- Last device used
- Last rendering mode used
- Source Project ID
- # Source Response ID
- # Source Resp ID
- Country\_Code
- GOR\_Code
- LA\_Code
- UR\_Code
- Quartile\_Country
- Quintile\_Country
- Decile\_Country
- Total
- Collection Mode

**SHEET 1**

Transpose Split settings

**Filters**

Time period **Full period**

Drop variables to be used as Filters here

**Columns**

Drop variables to be used as Splits here

**Rows**

Drop variables to be used as Questions here

To create a cross table drag and drop variables into the respective d



# Tweaking your table

Turn weighting on & off

## Nesting and Totals Here

Rows, Columns and Filters   Calculations   Generate table (0 cells)

%   ↙ ↘   **⚖** 0.00 0.0   #   -;-   ↗   📊   📋   🔍   ↻   📄   **📤**

Sheet 1   Export Data

No data is available for the current selections.

Statistics are on 'more'

