



# GM Residents' Survey

February 2025



# About the Survey




# About the survey

The GM residents' survey is designed to regularly gain insight from the people of Greater Manchester about their attitudes, behaviours and experiences of living in our city region.

The survey began against the backdrop of the Covid-19 (coronavirus) pandemic but since then supports our Greater Manchester Strategy ambitions by collecting information on topics of use to local authorities and a wide range of partners. The survey is designed to help:

- Design, tailor, target and evaluate our approach to policy interventions, communications and engagement.
- Track our impact on communities over time
- [Resident Surveys - Greater Manchester Combined Authority \(greatermanchester-ca.gov.uk\)](https://greatermanchester-ca.gov.uk)
- Approx quarterly
- Per wave: ~1500 participants, ~150 from Bolton
- Currently commissioned till March 2025 (wave 17)




# Wave Overview

Wave	Fieldwork	GM Participants	Bolton Participants
Wave 16	9 <sup>th</sup> – 23 <sup>rd</sup> December	1523	159
Wave 15	14 <sup>th</sup> – 28 <sup>th</sup> October	1517	153
Wave 14	19 <sup>th</sup> August - 2 <sup>nd</sup> September	1482	161
Wave 13	8 <sup>th</sup> – 22 <sup>nd</sup> July 2024	1540	140
Wave 12	13 <sup>th</sup> - 25 <sup>th</sup> May 2024	1551	166
Wave 11	29 <sup>th</sup> January 2024 - 12 <sup>th</sup> February 2024	1460	150
Wave 10	13 <sup>th</sup> – 29 <sup>th</sup> November 2023	1546	159
Wave 9	4 <sup>th</sup> September – 18 <sup>th</sup> September 2023	1560	142
Wave 8	26 <sup>th</sup> June – 10 <sup>th</sup> July	1612	176
Wave 7	5 <sup>th</sup> – 22 <sup>nd</sup> May	1488	144
Wave 6	2 <sup>nd</sup> – 14 <sup>th</sup> March 2023	1767	182
Wave 5	7 <sup>th</sup> – 21 <sup>st</sup> December 2022	1470	164
Wave 4	20 <sup>th</sup> October – 3 <sup>rd</sup> November 2022	1636	174
Wave 3	1 <sup>st</sup> – 21 <sup>st</sup> September 2022	1656	170
Wave 2	25 <sup>th</sup> March – 11 <sup>th</sup> April 2022	1465	143
Wave 1	9 <sup>th</sup> February – 27 <sup>th</sup> February 2022	1385	136
<b>Total</b>		<b>24658</b>	<b>2519</b>



# Topics



**Cost of Living**



**Digital Access**



**Good Work**









**Personal health & wellbeing**



**Local area**




# Topic Coverage

						
Wave 16	✓		✓	✓	✓	✓
Wave 15	✓		✓	✓	✓	✓
Wave 14	✓		✓	✓	✓	
Wave 13	✓		✓	✓	✓	
Wave 12	✓		✓	✓	✓	
Wave 11	✓		✓	✓	✓	
Wave 10	✓			✓		
Wave 9	✓		✓	✓	✓	
Wave 8	✓		✓	✓	✓	
Wave 7	✓		✓	✓	✓	
Wave 6	✓		✓	✓	✓	
Wave 5	✓		✓			
Wave 4	✓		✓			
Wave 3	✓		✓			
Wave 2	✓		✓*			
Wave 1	✓		✓*			

\*Wave 1 & 2 digital questions are slightly different from the later waves Icons sourced from <https://www.flaticon.com/>




# Online Analysis



# Using the online portal

- <https://reportal.euro.confirmit.com/reportal/login.aspx?PortalId=1690>
- Login required
- Gives weighted and unweighted percentages and numbers
- Lots of table features e.g. filter, nest
- Will perform statistical analyses (correlation, z test, t test)





**WORKBOOKS**

- New
- Open...
- Save
- Save as...
- Share...
- Export to Excel
- Workbook filters...

**SHEETS**

- New sheet
- Sheet 1

Rows, Columns and Filters

Calculations

Generate table (0 cells)

Data was last updated on 2024-02-20 12:43

Search

Show code

- Interval
- # respid
- Interview Status
- Last channel used
- Last device used
- Last rendering mode used
- Source Project ID
- # Source Response ID
- # Source Resp ID
- Country\_Code
- GOR\_Code
- LA\_Code
- UR\_Code
- Quartile\_Country
- Quintile\_Country
- Decile\_Country
- Total
- Collection Mode

**SHEET 1**

Transpose Split settings

**Filters**

Time period **Full period**

Drop variables to be used as Filters here

**Columns**

Drop variables to be used as Splits here

**Rows**

Drop variables to be used as Questions here

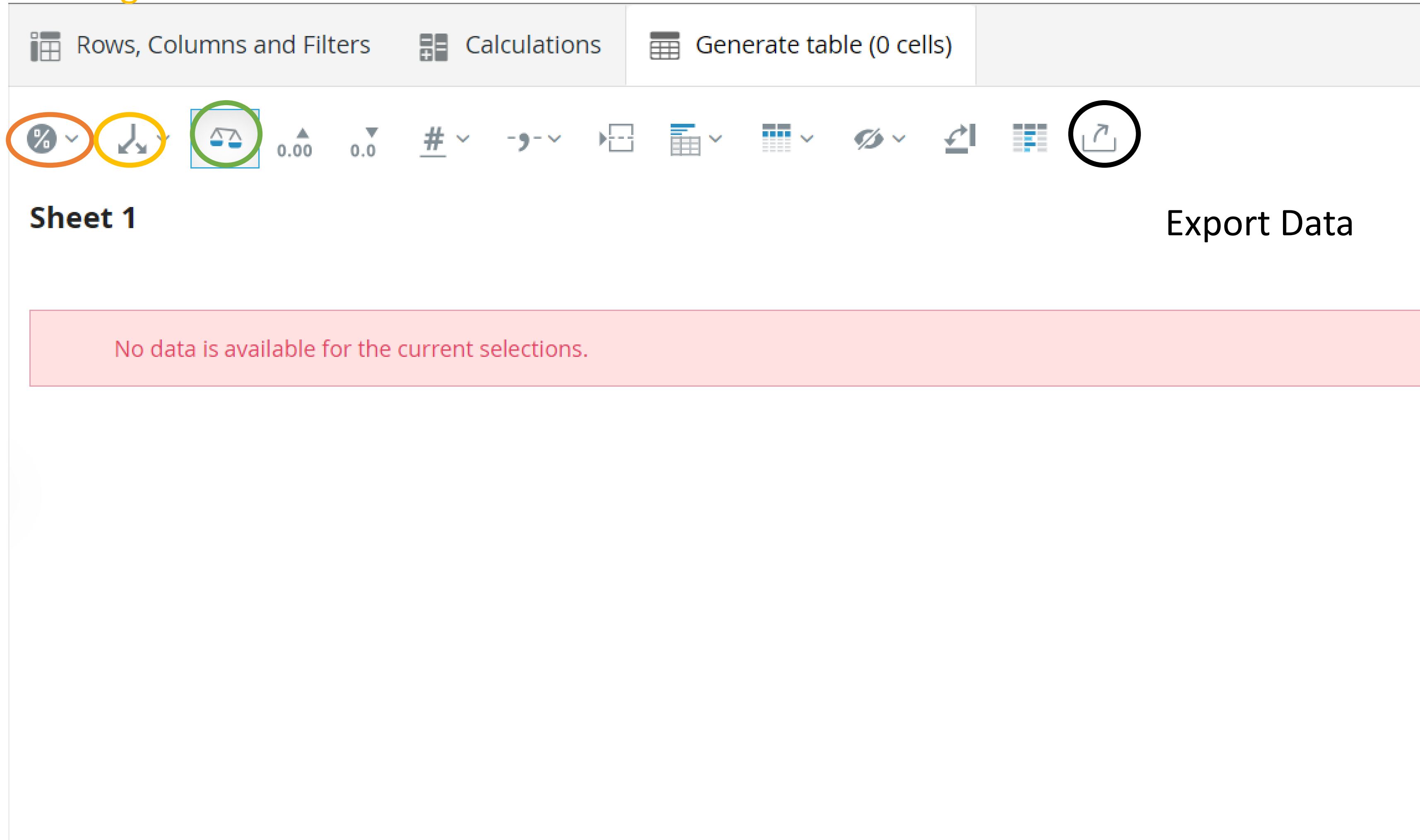
To create a cross table drag and drop variables into the respective d



# Tweaking your table

Turn weighting on & off

## Nesting and Totals Here



Rows, Columns and Filters   Calculations   Generate table (0 cells)

%   ↙ ↘   **⚖** 0.00 0.0   #   -;-   ↗   📊   📋   🔍   ↻   📄   **📤**

Sheet 1   Export Data

No data is available for the current selections.

Statistics are on 'more'

